

MODULE 1

Guidance



BOTSWANA

February 1998

Co-ordinator : Winsome Gordon
Editors : Wilma Guez and John Allen
Cover Desing : Monika Jost
Cover Photo : UNESCO / Winsome Gordon
Printer . Ag2i Communication

ED . 99 / WS / 10

Copyright UNESCO
Printed in France

MODULE 1

GUIDANCE

CONTENTS

	<u>Page</u>
Foreword	
Acknowledgements	
Introduction	1
Unit 1. Development of Guidance	4
Topic 1. Guidance Movement in the Western World	
Topic 2. Guidance Movement in Africa	
Topic 3. Components of Guidance	
Unit 2. Educational Guidance	21
Topic 1. Importance of Educational Guidance	
Topic 2. Components of Educational Guidance	
Unit 3. Vocational Guidance	48
Topic 1. Importance of Vocational Guidance	
Topic 2. Functions of Vocational Guidance	
Topic 3. Components of Vocational Guidance	
Topic 4. Principles of Vocational Guidance	
Topic 5. Occupational Information on Guidance	
Topic 6. Theories of Vocational Development	
Topic 7. Vocational Choice/Decision-Making	
Topic 8. How to Get a Job	
Unit 4. Personal and Social Guidance	86
Topic 1. Common Problems and Their Underlying Causes	
Topic 2. Recreation	
Topic 3. Law and the Rights of the Child	
Topic 4. Human Rights and Self-Determination	
Topic 5. Interpersonal Relationships	
Topic 6. Parents' Involvement in the Guidance Programme	

CONTENTS (cont.)

	<u>Page</u>
Unit 5. Use of Tests in Guidance	137
Topic 1. Nature of Psychological Tests	
Topic 2. General Uses of Psychological Tests	
Topic 3. Use of Psychological Tests in Guidance	
Topic 4. Psychological Testing and Appraisal of Individuals	
Topic 5. A School Testing Programme	
Topic 6. Types of Tests that can be used in a Testing Programme	
Topic 7. Interpretation of Test Scores	
Topic 8. Limitations of Psychological Testing	
Unit 6. Enterprise Education	155
Topic 1. Entrepreneurship	
Topic 2. Purpose of Enterprise Education	
Topic 3. Unemployment	
Topic 4. Self-Employment	
Topic 5. Business Plan	
Unit 7. Administration of Guidance Services	171
Topic 1. Setting Up a Vocational Library	
Topic 2. Organizing a Vocational Guidance Library	
Topic 3. Setting Up a Guidance Service	

FOREWORD

African Ministers of Education have long been aware of the growing number of social problems which affect the lives of young Africans, particularly girls, and determined some time ago that their education systems had to play a much more active and positive role in promoting the growth and development of the young people entrusted to their care.

Before taking action they took into account the declarations and recommendations of the Pan African Conference on the Education of Girls (Ouagadougou, Burkina Faso, 1993) and The Fourth World Conference on Women, (Beijing, China, 1995) and other international gatherings on matters related to women. They then convened a series of technical meetings in English and French-speaking countries, at both the regional and the national level, to decide in greater detail what should be done. The consensus reached was that Guidance and Counselling should be an integral part of the education of children and should be included in the teacher training programmes.

This co-ordinated effort resulted in the establishment in April 1997, of a Board of Governors, made up of African Ministers of Education, who would be responsible for policy decisions and for establishing procedures in the development of the Guidance and Counselling Programme. In preparing the programme African countries would collaborate so that it would benefit from the best of African expertise. It was also agreed that **“The Guidance Counselling and Youth Development Centre for Africa”**, designed to provide training for teacher trainers and youth and social workers from all over the continent, would be set up in Malawi. While this programme was intended for use with boys and girls, its content and organization are such that special attention is given to the needs and requirements of girls.

Assistance is being given by a number of international and regional agencies such as UNESCO, UNICEF, UNFPA, FAWE, (The Forum for African Women Educationalists), DANIDA, The Rockefeller Foundation and from countries such as Finland and USA

A Training Package on Guidance and Counselling has been prepared by African specialists from various countries in consultation with other competent persons. It consists of eight training modules - ***Guidance, Counselling, Social Work, Behaviour Modification, Gender Sensitivity, Guidance and Counselling Programme Development, Adolescent Reproductive Health, and Workshop Administration and Conduct Guidelines***. The modules encourage the use of non-threatening approaches, particularly with regard to sensitive issues, and are accompanied by charts, transparencies and video films as teaching aids. Supporting materials are also drawn from other relevant programmes being implemented in the respective countries. Although intended for use in the training of trainers, the suggested activities are also

and sets out objectives and activities for small and large groups. Because of the shortage of appropriate reference materials for Guidance and Counselling, each module includes additional reading.

This Module on "*Guidance*" prepared in Botswana, gives a history of guidance in both the western world and in Africa, and describes why careful and competent guidance is important for the development of the individual. Full details are provided on how vocational guidance and help in making occupational and career choices can be given. This is followed by descriptions of approaches to personal and social guidance, which include information on laws relating to human rights and those of the child in particular. The use of psychological tests in the guidance process is dealt with in full. Particular attention is given to enterprise education in view of its importance in a market economy, and the need to encourage initiative and innovation. Finally advice is given on how to administer guidance services and set up efficient information and library facilities on occupations and careers.



Colin N. Power
Deputy Director-General for Education
UNESCO

Acknowledgements

This Module was prepared by Mr Dan Bhusumane who was the Director of the Department of Guidance and Counselling in the Ministry of Education in Botswana. He brought tremendous experience to the programme and has been the trainer in Guidance in the regional programme for trainers of trainers, which is held in Malawi each year. He has since left the Ministry of Education to take up a post in the University of Botswana. Nevertheless, it is hoped that the programme will continue to benefit from his expert guidance.

I would like to take this opportunity to thank him for his contribution and to wish him all the best in his new assignment.

I must express my thanks to the Danish International Development Agency (DANIDA), UNICEF, UNFPA and UNDP for their contributions, both in cash and kind, to the preparation of this module.

Winsome Gordon
Programme Co-ordinator
UNESCO

MODULE 1


Guidance

INTRODUCTION

Occupational data in most countries, particularly in some of those in Eastern and Southern Africa, reflect acute disparities in the participation of men and women, particularly in the fields of science and technology, leadership and management. As reflected in some studies elsewhere, among the factors that have continued to maintain the low participation of women in these fields are the «masculine» organizational structures in current bureaucracies, power dynamics between men and women, societal influences, personal motivational factors, and contradictory gender expectations that exist in most patriarchal gender systems. (Bhusumane, 1993) Any effective guidance programme, therefore, should take note of the effect these factors may have on the participation of men and women in certain occupational and social roles. Considering the different impact that socio-economic and cultural factors may have on the future and general lives of boys and girls, there is a need to be sensitive to this reality when we provide guidance services.

Guidance services in schools have, for a very long time, been left in the hands of school teachers who are already over-loaded and without training in the area of guidance and counselling. Recent developments in African education, especially the opportunity for free and universal education, have resulted in a new scale of problems in schools and the nations at large. Many children go to school without knowing what they are supposed to do, and leave school without any idea of what type of jobs or careers they should follow. In addition, they have little understanding of themselves and their socio-economic and political environment.

Many school leavers today end up on the streets and quite a sizeable number keep on moving from job to job trying to explore, within the world of work, which job meets their interests and capabilities. A majority of these school leavers are not aware of their potential. There is, therefore, a need to help young people and



children to know themselves, i.e., their abilities, interests, personalities, values and beliefs, and potential. They should also be assisted to acquire the skills they need in order to cope with the different circumstances they may encounter later on in life.


Guidance, therefore, should prepare them for adult life as well as help them acquire appropriate attitudes and values that enable them to become productive and active members of their communities. Most importantly, the Guidance programme should help young people and children to develop a positive self-image and a sense of identity as well as establish a set of beliefs and a value system that will guide their behaviour and actions.

The programme should engage youth and children in activities and discourses that empower them to take control of their rights and responsibilities within the family, schools and other social institutions in society. Their control of their rights and responsibilities can be made a reality through young people and children power-sharing with adults in decision-making in a variety of forums.

Objective of the Module

The objective of this module is to provide trainers of guidance-counsellors, social workers and other providers of a social support system, with the working knowledge, skills and attitudes necessary to assist young people and children to deal with the challenges and realities they may face in ever-changing environments; understand themselves, their academic, social, and physical environment; realize their potential as well as identify the available opportunities in a world where the chances for further training, employment and advancement continue to dwindle.

Further, the module provides trainers of guidance-counsellors with an opportunity to explore the educational, social, vocational and developmental concerns of young people, within the context of their rapidly changing socio-economic and cultural environment. Anyone who is responsible for providing guidance services today needs to have a clear understanding of the differing needs and concerns of boys and girls, so as to adjust the guidance services and activities to meet these different circumstances and realities at their different stages of development and education.



Guidance-counsellors, therefore, need to be equipped with skills required to design comprehensive guidance programmes; provide counselling service; and use assessment procedures with a gender perspective. Emphasis should be on the gender sensitization of trainers of guidance counsellors, as well as provide them with the knowledge and skills which they can use in training their trainees on how to address gender stereotypes, that may influence the decisions that young people may make with respect to careers and other roles in society. Due to a lack of training in gender analysis, many providers of guidance services have continued to provide services and/or organize activities that continue to maintain and reinforce the existing gender stereotypes.

This module also presents basic information that trainers of guidance-counsellors can use with their trainees. Since the information presented in this module is basic, it could be supplemented with extra readings as recommended at the end of each Unit and others recommended by the lecturer concerned. The module is sub-divided into units, each dealing with a specific topic as indicated in the course outline.

Development of Guidance

RATIONALE

Many people engaged in providing guidance services in schools and other organizations are not aware of the historical background of guidance in the world at large and even in their own countries. Those engaged in guidance services should be able to relate early developments of guidance to what is happening now and appreciate the need for such services.

LEARNING OUTCOMES

By the end of the unit, you should be able to:

- explain how guidance services started and why;
- state the developments that have taken place since the turn of the twentieth century;
- compare and contrast the development of guidance in your own country with that of the western world;
- discuss the politics of gender and gender-based injustices that may be reflected in the development and provision of guidance services in your country and compare them with those found in western societies during the early and later development of guidance;
- evaluate how the democratic empowerment of young people and children enhances their development through the political, economic, social and cultural structures in their communities, regions and the African continent;
- analyze how and why ageism contributes to the generation gap and power dynamics between adults, on the one hand, and young people and children, on the other.

CONTENT

This unit includes the following:

- Topic 1. Guidance movement in the western world
- Topic 2. Guidance movement in Africa
- Topic 3. Components of Guidance.

Topic 1. **GUIDANCE MOVEMENT IN THE WESTERN WORLD**

The guidance movement was started with an emphasis on vocational information, planning and guidance. Vocational education was believed to be that part of both organized and unorganized methods of securing occupational confidence and experiences by individuals for achieving occupational proficiency. Vocational planning was regarded as a process for helping students or others to develop and accept an integrated and adequate picture of themselves and of their roles in the world of work, to test this concept against reality, and to accept its benefits with satisfaction. The concept emanated from the fact that:

1. both human personalities and the economic order are in the process of continuous change and development;
2. people differ in their potential and capacity for work but can qualify for a number of occupations;
3. each occupation requires a characteristic pattern of abilities, interests and other personal qualities;
4. there are variations among individuals with respect to the nature and tempo of development through various stages;
5. the career pattern of an individual is influenced by parental and socio-economic factors as well as unique patterns of abilities, interests and other personality characteristics;

6. vocational guidance is a long process extending through the school and working life. Hence, there is a need to:
- a) possess a thorough knowledge of aptitudes and interest patterns;
 - b) study personality traits that are important for successful adjustment and achievement;
 - c) have a knowledge of unique patterns of physical and health assets and liabilities;
 - d) know about temperamental trends, needs, attitudes, values, aspirations, ambitions, general mental ability, socio-economic status, etc;
 - e) have adequate information regarding the world of work.

In this regard, occupational information is very useful for accomplishing the above objectives. **Occupational information** is any and all kinds of information regarding any position, job or occupation that is potentially useful to anyone choosing an occupation.

Activity 1.1: Guidance Movement in the Western World

1. Go through Reading 1.1, Guidance Movement in the Western World: Early and Later Development, on pages 12-16.
2. Discuss important breakthroughs and the stages of development in guidance in the western world.

Topic 2.

THE GUIDANCE MOVEMENT IN AFRICA

Prior to western influence, most African societies had various forms of social services that were provided for young people and children, so that they could develop and grow into responsible and productive members of their communities or ethnic groups. To function effectively in one's community, one needed to be aware of the values, beliefs and roles one had to play as a member of a particular regiment or sex. Many young boys and girls were socialized or taught the ways of their communities as well as the various skills their forebears used to earn a living or to provide for their families. Initiation schools, for example, taught young people things they would need later on in their adult lives. For instance, they would learn about the history of their ethnic group, how to relate to

each other as boys or girls, and how to behave as adults, as well as know their responsibilities as parents or members of the community.

The extended family provided other services that young people and children needed. Uncles, aunts and other relations were sources of information that young people needed as they grew up. For example, a boy talked to his uncle if he had questions regarding relationships with girls. Likewise, the girl talked to an aunt or elder sister whenever she wanted to know more about issues related to sexuality.

Skills in carving, hunting and other occupations needed later on in life were passed on to young people by parents at different stages in the development of each child. Some of the behaviour and skills were learnt either by observing adults or acquired through other means of training. Every community had its culturally-based social services for young people and children. Among these culturally-based social services was the extended family system, in which relatives played a significant part in providing guidance and counselling for the young. As mentioned earlier, the initiation schools/ceremonies introduced young people to the history of the ethnic group, its customs and any other cultural activities that every member of the community needed to know about in order to live a successful life.

In his discussion of the cultural relevance of guidance and counselling in Botswana, **Maes (1995)** concluded that Botswana has a history of communal support and compassion for those in need. He argued that the helping structures, which are introduced as a part of a Guidance and Counselling programme in schools, should be compatible with the best cultural values and should incorporate the best traditional healing practices. **Mapp-Robinson (1987)** also recognized that:

Guidance and Counselling for individuals have always formed part of the African strategy for combating personality problems and practised by indigenous counsellors. It is worth knowing to what extent Guidance programmes are utilizing cultural practices (p. 86).

In his consultancy project at the University of Botswana, **Witmer (1990)** suggests that:

...always be cognisant of cultural conditions and changes. The best of traditional medicine and family life and the emerging human and social services of modernization should be combined to enhance the well-being of those served (p. 27).

While some people argue that guidance has always been part of an African heritage, the formalization and integration of guidance services into the education system only began in the late fifties.

Activity 1.2: Guidance Movement in Africa

1. Go through Reading 1.2, *Guidance Movement in Africa*, on pages 16-18.
2. Break into groups with 3 member countries in each group. Team up with participants from your respective countries.
3. Discuss the events that led to the development of guidance services in your countries.
4. Compare and contrast the development of guidance in your countries with that of the western world.
5. Discuss the politics of gender and gender-based injustices that may be reflected in the provision of guidance services in your countries and compare them with those found in western societies during the early and later development of guidance approaches.
6. Identify the problems affecting guidance services in your countries and discuss possible solutions.
7. Present the results of your discussion to the class.

Topic 3. THE COMPONENTS OF GUIDANCE

Guidance can be defined as a process, developmental in nature, by which an individual is assisted to understand, accept and use his/her abilities, aptitudes and interests and attitudinal patterns in relation to his/her aspirations. Guidance as an educational construct involves those experiences that assist each learner to understand him/herself, accept him/herself, and live effectively in his/her society. This is in addition to the learner's experiences in the world of work and the people found there.

Guidance can also be looked at as a programme or services to individuals based upon the need of each individual, an understanding of his/her immediate environment, the influence of environmental factors on the individual and the unique features of each school. Guidance is designed to help each individual adjust to his/her environment, develop the ability to set realistic goals for him/herself, and improve his/her education. As a process, guidance is not a

simple matter but involves a series of actions or progressive steps which move towards a goal. As a service, we can isolate four major services, those of educational, vocational, personal and social guidance.

1. Educational Guidance

Educational guidance, in so far as it can be distinguished from any other form of guidance, is concerned with the provision of assistance to pupils in their choices in, and adjustment to, the curriculum and school life in general. Educational guidance is, therefore, essential in the counselling service. Guiding young people to pursue the right type of education is necessary while ensuring that the right balance is kept in order to meet the human resource needs of a nation.

2. Vocational Guidance

Vocational guidance is a process for helping individuals to choose an occupation, prepare for it, enter it and develop in it. Vocational happiness requires that a person's interests, aptitudes and personality be suitable for his/her work. It plays its part by providing individuals with an understanding of the world of work and essential human needs, and familiarizing individuals with such terms as «the dignity of labour» and «work value».

3. Personal and Social Guidance

Personal and social guidance is the process of helping an individual to know how to behave with consideration towards other people. Primarily, personal and social guidance helps the individual to understand himself, know how to get on with others, learn manners and etiquette, pursue leisure time activities, practise social skills, develop family and family relationships, and understand social roles and responsibilities.

Units 2, 3 and 4 will deal with each of these four major guidance services in detail. Unit 4, however, will combine both personal and social guidance since there is a very close relationship between the two.

Activity 1.3: Sexism

Group Work:

1. Plan a 5-minute presentation on the following: «Sexism involves differentially valuing one sex, in this case, men, over the other... Sexism has been in large part the result of the relatively low numbers of women faculty and students at academic and research institutions... reflects a broader societal prejudice against women, which is embodied in the assumption that what women do, think, or say is unimportant or uninteresting» (Renzetti & Curran, 1989, p. 8).
2. In your presentation discuss how sexism in the early development and nature of guidance could have influenced the kind of guidance services that are provided today.
3. Considering that girls and boys have unique needs, problems and concerns,
 - a) how would you design guidance and counselling services to address these unique needs and concerns?
 - b) how would you determine these needs?

Summary

The development of guidance began at the close of the nineteenth century, but it gathered momentum at the turn of the twentieth century in Europe and the United States of America. Among those who pioneered the movement was Parsons in 1909. The beginnings of guidance concentrated on occupational information. Later, there was a need to use more objective methods of assessing individuals for different jobs - hence the use of group tests and interest inventories.

In Africa, the guidance movement is relatively new in the education system. In many countries, guidance services are still on a trial-and-error basis. The place of such services in African education systems is not yet well established. However, there is now a greater awareness of the need for guidance services in schools.

Readings

Reading 1.1 THE GUIDANCE MOVEMENT IN THE WESTERN WORLD: EARLY DEVELOPMENT AND LATER DEVELOPMENTS

Early Development

The first systematic work in guidance was by **George Merrill** in **1885** at the California School of Mechanical Arts in San Francisco, California, USA. Merrill's approach provided for exploratory experiences in each of the trades taught by the school, and was accompanied by counselling for job placements, and a follow-up of graduates.

Another pioneer in the field of guidance was **Frank Parsons (1909)** who was the first to coin the term «Vocational Guidance» in his book Choosing a Vocation. Many of the views expressed in the book reflected his own experiences and varied activities. Parsons' ideas can be translated into three aspects of modern terminology, namely the appraisal of the individual, the furnishing of occupational information and the provision of counselling.

Two developments emerged from Parson's ideas:

1. One development expanded his first principle through an elaboration of psychological techniques for the appraisal of the individual, often leaning heavily upon psychometric methods by which abilities, interests and various other characteristics of the individual were judged.
2. The second development resulted from the combination of Parsons' second and third principles, the provision of occupational information and counselling. But emphasis was upon the dissemination of occupational information, and counselling became a directive, advice-giving exercise.

There was very little room in this pattern of thinking for such ideas as meeting the needs or values of the individual, or helping the individual to achieve

self-realization through occupation by discovering an occupation compatible with his/her self-image. There seemed to be an implicit faith that, given accurate and ample occupational information, the individual could somehow use the results of his/her personal analysis and with little advice and assistance make a proper choice of vocation.

Other people who contributed to the guidance movement are **Goodwin (1911)**, **Weaver (1912)** and **Davis (1913)**. Goodwin organized a city-wide guidance programme for the City of Cincinnati, Ohio, USA in 1911. He proposed five conditions which he regarded as necessary for successful vocational guidance in a large high school and these are:

1. the appointment of a guidance director with time for supervision;
2. a school organization which permits close contact between each pupil and at least one teacher of the right type;
3. the exercise of an intelligent and sympathetic helpfulness on the part of the teacher;
4. a logical analysis of the personal characteristics of each pupil; and
5. the adaptation of school work to the vocational needs of the community.

Weaver was responsible for bringing guidance services to New York City Schools in 1912. He organized a number of local agencies to deal with guidance and placement. Lastly, Davis (1913) began his work on guidance by organizing school-wide programmes on personality, culture and character development, and vocational information related to regular curriculum subjects. He was the first person to promote the guidance movement from within a school system rather than from outside it. Hence the stage was set for guidance services in schools.

Another dimension to the development of the present guidance movement was the beginning of personnel work in industry. **Munsterberg (1913)** pioneered the introduction of job-analysis techniques to industry. This resulted in the development of group tests of mental ability. Short-form editions of these tests, such as the Wonderlic Personnel Inventory, enabled business and industry to become more objective in the selection of new employees with a maximum expenditure of time and energy. The excess profit tax, which was placed on business and industry, as an indirect result of the Second World War, also had a favourable effect on personnel work. Many industries started to expand their own personnel services at this time. Thus, the following three factors were mainly responsible for the growth of personnel work in industry:

- a. the development of job-analysis techniques;
- b. the construction of short-form group tests of mental ability; and

- c. the excess profit tax.

Later Developments

Three major lines of thought relevant to the conceptualization of vocational guidance came into focus:

1. An increasing recognition of the basic importance of personality dynamics in vocational choice and adjustment, coupled with a rising interest in psychotherapy.
2. The emergence of the developmental view of the individual.
3. A reconsideration of the meaning of work.

The first of these new lines of thought on vocational guidance on the basis of personality dynamics and psychotherapy came, not from vocational education, but from efforts to provide improved assistance to returning veteran soldiers after the Second World War. There were also changes within the area of occupational information which, apart from looking at job availability, demanded information about work trait requirements, including training time, aptitudes, temperament, physical capability as well as work conditions.

A second major change in the conceptualization of vocational guidance came in the shift towards a concept of vocational development and away from the more static notion of matching men and jobs. **Super (1967)** contrasts occupations and careers and he defines a **career** as «the sequence of occupations, jobs and positions throughout a person's working life,» noting that this concept of a career may be expanded at either end by adding pre-vocational or post-retirement years. Hence he was able to call for «an all-class theory of vocational guidance» in contrast with a «middle-class theory», which took into account socio-economic status and its normal concomitants, a continuing vocational guidance from elementary school years through later school years and employment.

A third shift in the conceptualization of vocational guidance might be labelled a reconsideration of the meaning of work. This shift was more in the realm of ideas than activities or programmes. The meaning of work has two major sources - one religious and the other social derived from the social classes and religious systems of western Europe. Thus on the social side, work reflected the class distinction of feudal times, between the common man who worked and the noble whose status was based on family and land. On the religious side, manual work was dignified when performed by members of religious orders. Work was

thus defined as a major source of identity for the individual, especially those of the middle class or those who accepted middle class values.

Other events that influenced the development of guidance were economic and industrial changes, such as the shift from farm to non-farm production, a shift from the production of goods to the production of services, technological changes, the mobility of people (such as geographical mobility and status mobility), demographic characteristics of the work-force such as age, sex, and race, and employment prospects for special populations.

To summarize the development of the vocational guidance movement in the western world, Williamson (1966) identified seven major dimensions which contributed to the development of guidance services and theories, and these are:

1. The objectivity of the analysis of man's capabilities, employment and external criterion. Before the turn of the twentieth century, there was little objectivity in the appraisal and estimation of man's capabilities.
2. Psychological tests were applied to identify workers in various industries who were either accident prone or unsatisfactory in meeting the requirements of the employer. This second revolution in vocational guidance originated apparently in France and Germany around the turn of the twentieth century. At the same time, American psychologists standardized work units by means of objective observation and studies of the time and motion of workers. For the first time, there was available (in the USA) an objective external criterion against which to check and correlate the emerging psychometric tests of aptitudes. The use of an external criterion in validating aptitude tests made possible the diagnosis of the capabilities required for various tasks before training or employment was undertaken.
3. The vocational guidance movement is the employment of experimental methods as a basic technique for determining job requirements. These experimental methods replaced the ancient techniques of observation and estimation. Industrial psychology thus became applied research using its basic methods.
4. The unique invention underlying modern counselling and guidance is the contribution of Munsterberg and other industrial psychologists in their description of work or jobs in the same terms used to describe workers. This was a new kind of occupational information that gradually emerged in the occupational ability profile and which is now used in the new type of

scholastic aptitude profiles and differential predictions for school tasks.

5. Characteristic of vocational guidance is the revolutionary reconstruction of educational guidance.
6. A major breakthrough in the establishment of vocational guidance was the pioneering work of E. K. Strong in the development of an objective instrument to measure the interests of the individual.
7. The development of rational reasoning about the self in communicable terms so that the guidance counsellor-student could understand the student's capabilities relevant to the prediction of a given criterion as a fundamental preparation of his/her rational choice of adult career objectives.

These seven points can be viewed as the most important breakthroughs and stages of development in guidance seen from a historical perspective.

Reading 1.2

THE GUIDANCE MOVEMENT IN AFRICA

Literature on guidance is rather scanty in Africa. However, the beginnings of guidance in some African countries can be dated back to the fifties in countries such as Nigeria, which made great strides in the field. In other countries, such as Malawi, Tanzania, Zambia and Swaziland, guidance services did not exist until the late sixties. As with the USA beginnings in the 1900s, the emphasis was on vocational information, awareness of the world of work, the location of employment and the reduction of examination anxiety.

While the focus on career guidance continues in most African countries, some countries such as Botswana (which introduced Guidance and Counselling in the education system in 1963), are now trying to develop comprehensive guidance programmes that cater for the personal, social, vocational and educational needs of the learner. This was due to the realization that the existing guidance programmes failed to address the needs of the individual. Since 1985, after a policy direction seminar on guidance and counselling in Botswana, emphasis has been on making guidance and counselling an integral part of the education process. Guidance and Counselling, therefore, is seen as supplementing and complementing all other educational programmes in the school. The guidance and counselling services also aim at addressing the needs and concerns of learners at different levels of


academic achievement, education and development.

In most cases, guidance services were limited to the graduating classes in secondary schools. The place of guidance and counselling in the education system has been of great concern in many African countries. Its presence in the system can be likened to that of psychology in the USA in the late nineteenth century, when psychology as a discipline was regarded as a branch of philosophy. Hence, to many educationalists in Africa, guidance and counselling can be given by any teacher, whether a graduate or a non-graduate teacher. A teacher in a school is appointed and is referred to as the «career master/mistress» or «career adviser». In most cases, he/she has no training and has no insight into the functions of a guidance-counsellor. It is obvious, therefore, that there is much to be done before guidance and counselling can have a proper place in our education systems.

Guidance-counsellors, in most countries in Africa, have struggled with the problem of a lack of recognition and the realization of guidance and counselling as an integral part of the education and growth of every child. While some heads of schools made time available for teachers to provide guidance and counselling services to their students, other schools felt it was a waste of precious time allocated to examinable subjects. Others relegated it to an extra-mural activity, and therefore provided it only if students were free or regarded it as an after-school activity. They saw the education of the child as merely the provision of academic knowledge and skills in reading and writing. Hence most students left school with very little knowledge about themselves and how to cope with the realities and challenges they would face later on in life. Generally, students failed to cope with a number of situations such as unemployment, and, if employed, they either failed to keep the job or lacked an understanding of what was required of them.

Other problems that continue to affect the development and effective implementation of Guidance and Counselling programmes in the eastern and southern African countries, include the imposition of western models which do not reflect African culture; illiteracy, ignorance and conservatism which lead to the failure to implement Guidance and Counselling programmes; a lack of trust and scepticism regarding guidance and counselling; a feeling among the administration that Guidance and Counselling personnel threaten their positions; no legislation to protect guidance counsellors; unco-ordinated and indiscriminate deployment and re-deployment of guidance counsellors; a lack of support from senior management in government; and limited resources for implementation.

There is, however, one consolation and that is the realization by many African countries of the importance of guidance in schools and colleges.



Beginning in the early eighties, the Economic Commission for Africa (ECA) has organized a number of workshops and conferences on guidance and counselling, both at the regional and country levels. These workshops and conferences have made many people, both in the public and private sectors, aware of the need for guidance in schools. Many African countries have now established guidance services in schools. Some countries are far ahead, while others are still trying to catch up. The most important thing is that there has been a re-awakening in countries to the problem that youth are facing and of the need to help them.

It is worth noting that some countries now train teachers in school counselling, so that they can provide effective counselling and guidance. In Botswana, for example, in addition to the general guidance and counselling courses taken by all those trained as teachers, the University of Botswana has introduced a Post-graduate Diploma in Counsellor Education (PGDCE) and plans to have other counsellor education programmes at the certificate, diploma, bachelor and master levels. In addition, it is now a requirement for every teacher to have studied guidance and counselling at the pre-service level. Plans are underway to provide training for all teachers in the field of guidance.

Evaluation

1. Identify ways in which guidance counsellors can shape programmes that are sensitive to, and complementary to, cultural values and practices. How can guidance counsellors ensure the cultural relevance of their guidance activities/services?
2. Discuss ways in which the socialization of boys and girls may influence their participation in both social and occupational roles.
3. Discuss some of the factors that might have led to gender bias in the development and provision of guidance and counselling services.
4. Identify some of the gender bias that existed in guidance as reflected in its historical development, especially in western societies.
5. Investigate and evaluate how the democratic empowerment of young people and children would enhance their development through the political, economic, social and cultural structures in their communities and region.
6. Investigate and analyze how and why ageism contributes to the generation gap and power dynamics between adults, on the one hand, and young people and children, on the other.

References

- Borow, H(Ed.) (1973). Career Guidance for a New Age. Boston: Houghton, Mifflin Co.
- Curan, D. J. & Renzetti, C. M. (1989). Women, Men, and Society: The Sociology of Gender. Boston: Allyn and Bacon.
- Makinde, O. (1988). Fundamentals of Guidance and Counselling. London: MacMillan Publishers.
- Mapp-Robinson, Z.(1987). Guidance and Counselling Programme Implementation in the Schools of Botswana: A Report of a Consultancy. Prepared for the Ministry of Education, Botswana.
- Ministry of Education (1985). A Report of a Seminar on Policy Direction in Guidance and Counselling in Education. Molepolole, April, 1985.
- Maes, W. (1995). Training in Guidance and Counselling in Botswana. Ministry of Education, Curriculum Development and Evaluation Department. Basic Education Consolidation Project; A joint project by the Ministry of Education and the United States Agency for International Development, July, 1995.
- Napier, R. W. (1972). School Guidance Services: Focus on Developing Nations. Ibadan: Evans Brothers Limited.
- Navin, S. (1985). Guidance and Counselling Programme Development in the Botswana Education System: A Report of a Consultancy. Prepared for the Botswana Ministry of Education.
- Peters, H. J. & Hansen, J. C. (Eds.) (1966). Vocational Guidance and Career Development: Selected Readings. New York: The MacMillan Co.
- Witmer, J. M. (1990). Consultancy on Establishing a Guidance and Counselor Education Programme at the University of Botswana. Preliminary Report prepared by J. Malvin Witmer, Ph.D. Professor Emeritus, Ohio University College of Education, Athens, Ohio. August 28, 1990.

Educational Guidance***RATIONALE***

Many young people in our schools and colleges are faced with many educational problems. These problems include a lack of educational information, wrong choices of educational courses, gender stereotypes in the selection of subjects, poor study habits, difficulty in taking examinations and, above all, lacking someone to whom they can freely confide their concerns.

It is up to the educational institutions to provide preventive, remedial and developmental educational guidance to young people, so that they can make realistic educational plans for their future.

LEARNING OUTCOMES

By the end of the unit, you should be able to:

- define educational guidance;
- state the importance of providing educational guidance to men and women in schools and colleges;
- describe the components of educational guidance;
- state principles on which memory skills are based;
- contrast a formal time schedule with a personal study timetable;
- appraise the educational needs of men and women;
- prepare a cumulative record for a student.

CONTENT

This unit includes the following:

- Topic 1. The Importance of Educational Guidance
- Topic 2. The Components of Educational Guidance.

Educational guidance is a process for helping an individual to plan a suitable educational programme and make progress in it. The individual may be assisted, for example, in choosing subjects, courses, schools, colleges and school adjustment. The individual has to be helped to know his/her present position in the educational system and see what lies ahead. Girls and women, for example, need to be guided away from those educational myths which contribute to the reluctance of females to pursue careers in technology, mathematics, engineering and most male-dominated occupations.

Topic 1.

THE IMPORTANCE OF EDUCATIONAL GUIDANCE

Educational guidance is important in schools and colleges in the following ways:

1. Educational guidance helps young people to pursue the right type of education. In this way, the individual is motivated to maximize his/her contribution to society.
2. It assists individuals to make informed decisions about their education.. Individuals have to know the choices that have to be made and determine whether the choice is between subjects, curricula, schools or colleges. They have to know subject combinations or options, what the subject involves in the classroom, available courses and where each course leads, the available schools and colleges, admission requirements and educational opportunities.
3. It facilitates the smooth transition for children from home to school, from primary to secondary school, from secondary to post-secondary educational institutions and to the world of work. The final transition from the educational system to the labour force appears to be most important and challenging for students.

4. It helps students to cope with examination anxiety. The fear of failure and the craving for the highest grades are major sources of pressure among students.
5. It helps students to develop effective study habits. The students are assisted to improve their competence in reading, note-taking and academic achievement.
6. It provides students with meaningful educational experiences. The students are able to relate the curriculum to occupational groups.

Activity 2.1: The Importance of Educational Guidance

For Class Discussion:

1. Share cases you have encountered, where the presence of educational guidance in your school was of help.
2. What kind of problems have developed due to the absence of adequate educational guidance?
3. In what ways can educational guidance be developed to address the needs of boys and girls in your school?

The guidance counsellor needs to give special attention to females as they often find themselves in conflictual situations if they do not follow gender stereotypes in selecting the subjects they study.

Topic 2.

THE COMPONENTS OF EDUCATIONAL GUIDANCE

The components of educational guidance include study skills, time-tabling, note-taking, sitting for examinations and academic counselling.

1. Study Skills

A number of students fail their examinations, or fail to deal with educational activities, because they lack effective study skills and habits. They spend a considerable amount of time playing and only a small fraction of their time on productive or school activities. This makes the provision of effective study skills and habits one of the most important components of education.

Activity 2.2: Study Skills

1. Go through Reading 2.1, Study Skills, on pages 31-37. It provides useful suggestions on the following:
 - a) How to Start a Study Session
 - b) How to Develop Interest in a Subject
 - c) How to Concentrate on Your Study Material
 - d) Remembering or Memory Skills
 - e) The SQ3R Study Techniques
2. Share experiences of the different study problems encountered by girls and women and boys and men in your school.
3. What would you do to help them with their study problems? Identify ways in which females can deal with studies in the home and with the chores they are expected to do.

Activity 2.3: How to Develop Interest in a Subject

Sharai is the eldest in a family of three girls and a boy. She is brilliant and well-behaved. She is in Form 3 at a local secondary school after being first in Form 2 of the same school. She has the support of her parents who are proud of her, although she is losing interest in mathematics and science. Her friend, Rudo, notices the gradual decline in her performance.

«Everybody is wondering what has gone wrong with you, Sharai. You used to assist most of us here, including the boys, with our homework. I just wonder what has gone wrong with you», complained Rudo. Sharai smiled and turned her face away and retorted, «Not really, I am still working hard but that young mathematics teacher is boring. She does not impress me. I just don't like her. Although she does not make irritating remarks like Mr Makoni, our science master, I hate them both.!»

The two friends were silent for a while, then Rudo remarked, «These are important subjects if you still want to be a doctor as you used to tell me.»

But I got a distinction in Home Economics, « argued Sharai, «and I did not do so badly in the other subjects. In any case, Home Economics is very important for us girls as future housewives. I will be a good mother and my father will get *lobola* (bride-price) which he will use to educate my baby brother Takudzwa. Our Home Economics teacher, Mrs. Mukapa, always reminds us of that. I think she is right. I enjoy her lessons.» «Yes», admitted Rudo, «that might be true, but you need to consider the realities of today's world of science and technology. You can hardly survive without those two subjects. You need to work hard as before and be like Netsai, who is the only female pilot in the country. She is rich and has been able to build a beautiful home for her parents.»

1. As a guidance counsellor, how would you involve:
 - a) Sharai's parents to generate motivation to study the subjects in which she has lost interest?
 - b) the science and mathematics teachers to assist Sharai develop an interest in their subjects?
2. Identify cultural values which tend to interfere with the education of girls and women in Africa. Discuss how best such cultural interference can be dealt with.

Note: Now go back to Reading 2.1 on pages 31-37 and continue reading #3, How

to Concentrate on Your Study Material.

Activity 2.4: Applying Memory Skills

1. Make a mind map of unit 3 of this module and an acronym of Erickson's stages of development.
2. Discuss how the principles of association and imagery can combat forgetfulness.
3. Using the information on the functioning of the parts of the brain, write a paper on how, by using the correct study method, the whole brain could be used during study.

Note: You may now go back to Reading 2.1 on page 31-37 and continue reading from #5, The SQ3R Study Technique.

2. Time-Tabling

There is a need for you to develop a formal time schedule and a personal study time-table so that you can regulate your movements. Moreover, you can avoid the tendency to procrastinate in your work until the last moment and only work under pressure. Time-tabling will also help you to treat study times as serious commitments and to respect times for home chores and recreation. This is particularly important for girls who are required to do household chores every day.

Activity 2.5: How to do Time-Tables

1. Go through Reading 2.2, How to Do Time-Tables, on pages 38-39. It has useful suggestions on:
 - a) Preparing a Formal Time Schedule
 - b) Making a Personal Study Time-Table

Group Work

2. Prepare a formal time schedule and a personal study time-table.
3. Present your schedules in class and explain why your group developed those time-tables.

3. Note-Taking

Many students have difficulty in taking notes during the class or presentations. This is due to the fact that they lack note-taking skills. Some teachers always try to prepare notes and distribute them to the class, while others use study time to write notes for students on the chalkboard. While this might help students when they prepare their examinations, it deprives students of an opportunity to acquire note-taking skills. It also denies them a chance to learn how to select what is important from a lesson or lecture. Some students, as a result, miss lessons because they know that they can get notes from the teacher during study time.

As indicated by Lindhard (1985), taking notes properly is an important part of learning. This is because it helps a student to remember information presented in class or read from the textbook. Notes help to summarize large chunks of information to remind ourselves, when preparing for examinations. Taking notes during class or when reading can help you concentrate on the subject at hand. We should be selective when taking notes – write down only those things that are essential. At the end of the lesson or reading, you must prepare more detailed notes while everything is still fresh in your mind.

Activity 2.6: Note-Taking

1. Go through Reading 2.3, Suggestions on Note-Taking, on page 40.
2. Discuss how note-taking can be considered as a study skill.
3. Carry out a note-taking exercise in small groups - one student makes a presentation and the others take notes. Discuss the results.

4. Sitting for Examinations

While examinations have been misused and abused, especially when they were used for accepting or eliminating students, they can be a useful tool for evaluating the effectiveness of educational programmes or measuring student progress.

It is important for a student to know how to prepare for, and take, examinations. Notwithstanding the numerous limitations of examinations in assessing other skills that the student might have acquired during their education, they can help students to learn from what was taught in the course of the year.

It is important for every student to learn how to deal with the anxiety and stress generated by examinations. Proper guidance is necessary to help students acquire skills and techniques required to pass examinations.

Activity 2.7: Sitting For Examinations

1. Go through Reading 2.4, Sitting for Examinations, on pages 41-43. It includes important suggestions on what to do:
 - a) Before the day of the examination
 - b) On the day of the examination
 - c) After the examination
2. Why is it necessary to be calm during, and after, the examination?

5. Academic counselling

Students should be assisted at various levels in their educational development by providing academic counselling. All sorts of students: the gifted and talented, the low-achievers, the handicapped and delinquents should be assisted to plan their educational progress. This calls for an appraisal of the educational needs of a particular student and the preparation of a cumulative record, which is a device for recording and filling all the relevant data on that student. With this information each student can be helped to plan a satisfying educational programme.

Activity 2.8: Academic Counselling

1. Go through Reading 2.5, Academic Counselling, on page 44 and Reading 2.6, How to Prepare a Cumulative Record for a Student, on page 45. It provides useful suggestions on:
 - a) How to make an appraisal of the educational needs of a student
 - b) How to prepare a cumulative record for a student.

Group Work:

2. Design a case study involving a student needing academic counselling.
3. Make an appraisal of the educational needs of the student.
4. Prepare a cumulative record for the student.
5. Discuss how you would use the information from the appraisal and the cumulative record when providing academic counselling.
6. Using the same information, carry out a role-playing exercise in which you are helping a student to plan a satisfactory education programme. Give special attention to the socio-economic and cultural environment of the student.

The above aspects of educational guidance are meant to assist students to realize their academic potential.

Summary

A lack of educational information makes it difficult for students to make realistic choices of subjects, courses and educational institutions.

However, educational guidance can help students to develop study skills, be motivated and concentrate on the study materials, combat forgetfulness and use the SQ3R study technique, namely Survey, Question, Read, Recite and Review.

Students should be able to manage their activities by making a formal time-schedule and personal study time-table. The skills of note-taking and sitting for examinations should be developed to avoid student anxiety and stress. Special attention should be given to the needs of girls, particularly since they are often bound by cultural considerations.

Finally, the information you get from your appraisal of the educational needs of a student and from the cumulative record which you have prepared will help in providing academic counselling for your students.

Key Terms

Academic counselling - assisting a student to define and resolve his/her educational problems, so that he/she becomes self-sufficient in exploring, choosing and pursuing an educational programme.

Readings

Reading 2.1 STUDY SKILLS

1. *How to Start a Study Session*

Before settling down to serious study, you should obtain a copy of your syllabus at the beginning of your course and be guided by it. This should enable you to gauge the scope of the material you are expected to know, and the skills you are supposed to acquire. It should also enable you to realize the need to re-organize and draw up your own personal study time-table and collect supplementary reading materials.

You should also find a suitable place where noise and distractions such as passers-by are reduced to a minimum. If you intend to study in a room, check whether there is adequate light and air as these will affect your health and study. Remember that even your body posture when you are studying affects your health.

It is important to note that motivation is a major factor in the process of learning. If it is absent, if you are indifferent or have no wish to study, little information will be retained in your memory. Therefore, you should be motivated to study or create an interest in the subjects you are studying.

2. *How to Develop An Interest in a Subject*

You can generate motivation in a subject by:

- a. Devoting more and special time to the subject you wish to study. However, care should be taken not to devote all your time and energy to one subject at the expense of the others.
- b. Try to understand the elements or basics of the subject. An

understanding of the formulas, definitions and rules of the subject should give you confidence in applying them whenever necessary.

- c. Set yourself simple tasks or problems that you are likely to meet before working on difficult ones. This success should motivate you to deal with the difficult problems.
- d. Start by taking textbooks, notes or other reading materials and studying them. Remember that no problem is solved by wishful thinking; action on your part is needed. Try to avoid procrastination.
- e. Most subjects are best learnt by constant practice. Therefore, you should work out the examples again and check whether you have understood their principles. Then do an exercise that involves those principles.
- f. Bear in mind the rewards that accompany successful study such as having a career, passing examinations, the satisfaction of parents and teachers who take pride in your success, and the personal satisfaction when you have made the best of your talents. These rewards should motivate you to study harder so that you can achieve your goals.

Note: Pause for a while, go back to the text and do Activity 2.3 on page 25, How to Develop Interest in a Subject.

3. How to Concentrate on your Study Material

In order to cope with distractions , take the following measures:

- a. Make sure that you focus your attention on one object at a time.
- b. If you have something on your mind such as a message you have to send to someone, you should send it and get it off your mind before you start studying. Similarly, if you have social problems, try to solve them so that you have no worries.
- c. Set yourself definite goals and compete with yourself by setting deadlines for reaching them.
- d. Study in a place or room where noise and distractions are reduced to a minimum. Check that the room is well ventilated.

4. Remembering or Memory skills

You can combat forgetfulness by applying the principle of:

- a. Motivated interest
Be interested in a subject so that it becomes interesting to you.
- b. Selectivity
Decide which facts to learn and which to ignore.
- c. Intention to remember
Remember the material you wish to study.
- d. Meaning organization
When reading or taking notes, first gather your ideas. Then decide how to organize them.
- e. Recitation
After reading a paragraph in your textbook, test yourself on what you have read by repeating the key ideas aloud. These ideas then have a chance to stay in your memory.
- f. Distribution practice
With relatively short study sessions followed by short rest periods, you can prevent physical and emotional fatigue. Motivation is usually high when you work for short periods of time.
- g. Imagery
The visualization or mental pictures can help you to remember. Creating a picture in your mind, or sketching the idea you are trying to remember, can help you to recall the idea when needed. You may wish to elaborate the picture so it leaves an impression on your mind.
- h. Association
Tying new information to old can help. You may link it to something you know or remember.

i. Mnemonic devices

Mnemonic devices are powerful tools for enhancing memory. Usually an individual finds it difficult to encode huge amounts of information in his/her memory. A way has to be found to retain this information.

A learner may, for instance, use ACRONYMS, i.e when the first letter of the most important facts are coded in a single word. For example, ROYGBIV = Red, Orange, Yellow, Green, Blue, Indigo, Violet. Or a sentence.

You may also code important facts in a sentence. For example, in order to remember the order of the reactivity of certain elements a student may use the sentence - Possibly Scientists Can Make A Zoo In The Low Countryside.

Potassium	Possibly
Sodium	Scientists
Calcium	Can
Manganese	Make
Aluminium	A
Zinc	Zoo
Iron	In
Tin	The
Lead	Low
Copper	Countryside

To remember the order of the planets around the sun a student may use the sentence - Men Very Easily Make Jugs Serve Useful Nightly Purposes.

Mercury	Men
Venus	Very
Earth	Easily
Mars	Make
Jupiter	Jugs
Saturn	Serve
Uranus	Useful
Neptune	Nightly
Pluto	Purposes

Mind Maps are used to order the facts that you need to remember. The brain consists of two halves called hemispheres. These two hemispheres have different functions. The left hemisphere is responsible for symbols and language, while the right one deals with colour, shapes/spatial organization, pictures, sound and images. Every half can be sub-divided into four (4) spheres:

- Temporal lobe - responsible for hearing;
- Parietal lobe - integrates the functions of the other lobes like a telephone exchange;
- Occipital lobe - for visual images; and
- Frontal lobe - for planning and organization.

Note: Let us pause again and do Activity 2.4, Applying Memory Skills, on page 26 on the text.

5. *The SQ3R Study Technique*

The initials in the SQ3R study technique stand for Survey, Question, Read, Recite and Review.

a) Survey

First, you should make a survey of the main ideas in order to have a general impression of what the chapter or book is about.

Therefore, when surveying the material, you should:

- Read quickly through the book.
- Read the aims and purpose of the book.
- Read the title, headings and sub-headings.
- Read the author's preface.
- Read the table of contents and possibly the index.
- Read the first sentence of the text.
- Read the last sentence of the text.
- Read the introduction and conclusion.
- Look for key words.
- Look for key sentences.

You should try to get a bird's eye view of the chapter or book. This is known as skimming.

b) Question

The second step is to question yourself about the ideas you have read about. On each topic, form a question on what you have read which requires an answer. Ask yourself questions on what you do not fully understand. These questions will provoke you to think about the ideas you have just read. They can also help you to pin-point the ideas which you have not understood properly.

c) Read

The third step is the act of reading. You should read the study material with concentration in order to obtain answers to the questions raised during the second step.

This step demands that you:

- Read the text or relevant section.
- Look for unknown words or unknown key words in the dictionary.
- Write out in your own words the main points of the topic you have read, or tell yourself what you have read.
- As you read, discuss with yourself whatever you are studying.

In the course of your reading, you will memorize certain things. Read carefully the same material several times, and make summaries and notes of the work studied. An ability to read fast, and comprehend and retain information is an asset when you are pressed for time.

In analytical reading when you find material that is completely new to you, as when studying a foreign language, concepts and formulas, you have to analyze words, structures and contexts. For example, what is the meaning of the word, 'monocotyledon'?

Your eye speed and movement are important. When reading a page from left to right, your right eye should see the word ahead of the left eye. In other words, the left eye will lag behind and see the word you are reading, while the right eye is able to see the second, third or fourth word ahead of the one you are reading.

d) Recitation

The fourth step consists of repeating the information obtained in your own words. You may do this after each paragraph or chapter.

Recitation demands that you should:

- Answer your own question as far as possible.
- After reading each major section or chapter, lay the book aside and try to recall what you have read. You may shut the book and write down what you remember.
- Memorize such things as a multiplication table, formulas and the alphabet. However, you should understand them if they are to be remembered easily. Establish the relationship between one letter or number and the next one.

e) Review

The fifth and final step demands that you thoroughly revise the information obtained in the previous steps. You can do this by looking over your notes and recalling the main points. You can check your knowledge by putting your notes away and then trying to recall the facts.

You need to:

- read the text a second time.
- summarize the text.
- evaluate the text.
- outline the ideas.
- attempt to answer past examination questions.
- discuss the piece of work with others or apply the knowledge in some practical exercises.

The revision of your work should be done regularly, so that you do not easily forget what you have learnt. It helps to refresh your memory.

Reading 2.2

HOW TO MAKE TIME TABLES

1. A Formal Time Schedule

- a) Prepare your time schedule, in a chart which shows all the hours of each day of the week. Then fill in the times that are already committed: sleep, meals, home chores, classes, appointments, etc.
- b) Next, fill in the times when you study in various classes, and label them.
- c) Finally, label the remaining hours as free or times for recreation.

The time schedule helps you to know that you are making a real effort to do well in your classes. It will also help you to avoid falling into the trap of playing when you are supposed to be working.

2. Making a Personal Study Time-Table

You should prepare a personal study time-table to supplement your class time-table. The class time-table is the one followed by the whole class; this is usually prepared by the school. However, your personal time-table should be prepared by you and suit your particular needs.

The following points should be considered when you prepare your personal study time-table:

- a. Relate your personal time-table to the class time-table. If the class time-table indicates that the following day you will learn certain subjects in class, you should schedule your personal study time-table to study at least one of the subjects the day before.

By studying in advance the material you will later learn in class, helps you to be alert and participate fully in class discussion, because you will have some idea of what the topic is about.

- b. Schedule your study early in the morning when your brain is fresh, and then soon after dinner, in order to prevent you from becoming sleepy before all your work is done.
- c. A study period of about 40 minutes per subject is suitable for studying privately. You should not plan to study one subject for a long period at a

stretch. Rather, you should fit in 40 minute periods on different subjects at intervals.

- d. Alternate a reading subject with a practical problem-solving one.
- e. Schedule your difficult subject more frequently than any other. Do not neglect it in favour of an easier subject or one you find more interesting.
- f. Allow enough time for recreation. When you feel you are not concentrating on study, you can change the subject or go for a short break, or do work that involves writing rather than reading.
- g. Go over the daily work before you go to sleep, and at least once a week after that day. This revision will refresh your memory.
- h. Prepare the time-table so that you have enough time to sleep. If you are young, you are advised to sleep for at least 8 hours.

It is harmful to study all night and part of the early morning only to doze in class the following day. This has adverse effects on your health and the retention of material in the memory.

- i. You can stop studying even a few minutes before an examination. This is because you never know whether the material which you studied a few minutes before the examination is that which will be set in the examination.

Reading 2.3

SUGGESTIONS ON NOTE-TAKING

The following suggestions are helpful when you take notes:

- a. Be prepared. Read your assignment before going to class.
- b. Listen carefully to the teacher. Be physically and mentally alert.
- c. Keep an open and curious mind. While you may not agree with some of the points your teacher makes, you should not reject an idea before you have explored it.
- d. Take notes in outline form to help you to distinguish between major and minor points.
- e. Date and title your notes carefully.
- f. Record or write down examples to illustrate points, because they may help you to remember them.
- g. If your teacher uses study aids such as hand-outs, maps or an overhead projector, take note because they indicate that the material is important.
- h. Listen for emphasis because repetition, writing on the chalkboard or extended comments usually mean that the point is important.
- i. Leave room on your paper for an expansion of your notes after the class.
- j. Take time after class to add comments or thoughts on your notes to make them as clear as possible.
- k. Watching and listening to your teacher as much as possible will help you to concentrate on what he/she is saying. Note and underline what the teacher emphasizes and revise things which you do not understand.

Reading 2.4

SITTING FOR EXAMINATIONS


The following hints are valuable before, during, and after, sitting for examinations.

1. Before the day of the examination

- a. Continue to study until the day you sit the examination.
- b. Read and attempt to answer past examination papers, so that you can assess the difficulty of the papers.
- c. It is wise to observe the time and regulations governing the examinations. Examine the time-table and the time-schedule of the examinations to ascertain the exact date and day of the week when you will write a particular paper. Review the regulations governing what you are permitted to bring to the examination hall. Get ready on the night before the examination all the materials you need, including pens, pencils, mathematical tables and set-squares, extra pens, a watch and any other useful instruments.
- d. Go to bed early so that you have a normal night's sleep before the examination.

2. The day of the examination

- a. Remember to bring pens, pencils, a watch and other materials with you to the examination hall.
- b. Be as calm as possible during examinations.
- c. Read the examiner's instructions very carefully noting:
 - compulsory or optional sections or questions.
 - distribution of marks for the question.
 - the number of questions that must be answered.
 - how you should write your examination number on the answer sheet or booklet.

- 
- d. Try to obtain the highest marks for any particular paper. Aim high because the few extra marks you get may be those which earn you a pass, credit or distinction. The extra marks may alter your whole career and life.
 - e. Answer easy questions first; then move on to the difficult ones.
 - f. Set out your answers as neatly and clearly as possible in order to create a good impression.
 - g. Number the answers very clearly as on the question paper.
 - h. Pay particular attention to punctuation, spelling and tenses in your answers, because errors in these areas create a bad impression and can be misleading.
 - i. If you are writing an essay, it must have an opening, a middle and an end. You should also be very careful to recognize from a given topic whether you are expected to write a narrative, factual, descriptive, imaginative, argumentative or reflective essay, so that you can plan it accordingly.
 - j. In an essay type of examination, you must have an introductory paragraph, followed by linking paragraphs and leading to a concluding paragraph. Present the answer logically and fluently. Remember that a knowledge of essay-writing is important not only in the general English language paper, where an essay is demanded, but also in many other examination papers.
 - k. Leave some lines or a space between any two answers to show that you are answering another question.
 - l. Understand the correct meanings of action or key words that are frequently used in examination papers, e.g., compare, contrast, criticize, define, demonstrate, describe, discuss, elaborate, evaluate, explain, factorize, illustrate, interpret, justify, outline, prove, relate, review, show, state, summarize or trace.
 - m. Try to avoid guessing, particularly when answering objective questions, because you are likely to pay dearly for it if the examiner uses the correction formula as a punitive measure to discourage candidates from guessing answers unnecessarily.



- n. If you finish writing the examination before the allotted time, go over the paper and check the questions by noting the key words and verbs, and find out whether you have actually answered the questions as expected.
- o. In the computer age you are likely to be issued with computer cards for the examinations. Study these carefully before completing them.
- p. When you have finished writing the examination paper, arrange your answers in the correct numerical order.

3. *After writing the examination*

- a. If your friends talk about what they did in the examination, you should not be disheartened by any hasty impressions they convey. You should prepare for the next examination paper or relax.
- b. If a result indicates that you have passed the examination, congratulatory messages will be sent to you. However, a test comes when you are not one of the lucky ones. How would you respond to such a situation?

Note: Let us pause again, and do Activity 2.7, *Sitting for Examinations*, on page 28 in the text.

Reading>2.5

ACADItMIC,COUNSELLING

Many students at different levels of education and achievement have difficulty planning their educational programmes and/or progress. This is due, in part, to a lack of effective academic counselling in schools. Academic counselling facilitates students' programme planning and leads to a satisfying and productive academic life.

To achieve this, the counsellor uses data collected from needs assessments and students' cumulative records. The counsellor should make an appraisal of the educational needs of the student. Based upon the information in the appraisal and the cumulative record, the counsellor can then provide counselling with a view to helping the student understand himself/herself. Self-understanding is crucial in planning one's programme and future. Self-understanding includes the realization and appreciation of one's own academic strengths and limitations, as well as giving an insight into one's personality and how these contribute to success and a satisfying academic life.

Students' realization of their academic potential facilitates students' decision-making, i.e., it enables them to make realistic choices of subjects, courses and educational institutions. Academic counselling, therefore, assists students to define and resolve their educational problems, so that they become self-reliant in exploring, choosing and pursuing an educational programme.

Reading 2.6

HOW TO PREPARE A CUMULATIVE RECORD FOR A STUDENT

A cumulative record can be described as a detailed record of information about a student. This information reveals the most significant characteristics and shows development and growth patterns. The cumulative record should give a comprehensive picture. The data included in the record can be collected from teachers, counsellors, administrative and health personnel, and other sources. However, data collected during counselling sessions should not be part of the cumulative record. This is because they are obtained in confidence. Since this information may be potentially harmful, it should be recorded separately and kept in the counsellor's office.

The following can be included in the student's cumulative folder:

- personal data and family background;
- health information;
- date of school entry;
- school grades;
- information from previous school(s) attended;
- continuous assessment results;
- school activities and anecdotal records;
- personality data; and
- autobiographies.

It is important to update cumulative records. New entries should be dated and initialled. Only information that can help students understand themselves and plan their future should be included in the folder. No person should have access to this information unless authorized to do so.

Evaluation

1. Name 3 educational choices a boy and a girl are likely to make.
2. Discuss whether the school promotes competition or co-operation among boys and girls.
3. Discuss some of the activities of girls and boys at home that might affect their effective study at home. How can you assist them to use their time effectively at home?
4. How do the activities of girls and boys influence their performance and participation in certain subjects as well as in certain social and occupational roles? In what ways can the negative effects of these activities be reduced to improve their performance and their participation in social and occupational roles?
5. How does a girl negotiate with parents to have time for study at home?
6. Should family members be given responsibilities to ensure that a child, especially a girl, is provided with space and time to study? Justify your answer.
7. Discuss the possible influences of the division of labour in a family, the sharing of responsibilities, the allocation of roles in a classroom or school, classroom interaction, and the hidden curriculum on the perceptions of boys and girls regarding their social and occupational roles.

References

Fry, R. (1994). How to Study (3rd. Ed.). Hawthorne, NJ.: Career Press.

Kachelenga, D.E. Career Guidance, (Manuscript) unpublished.

Peters, H.J. & Hansen, J.C. (1977). Vocational Guidance and Career Development. New York: Macmillan Publishing Company.

Weiten, W. (1989). Psychology: Themes and Variations. California: Brooks/Cole Publishing Company.

Vocational Guidance

RATIONALE

Many young people experience problems in their vocational development. These include a lack of knowledge of their own aptitudes and interests, a lack of realism, indecision, inflexibility and, an unwillingness to change, a lack of occupational information, problem-solving skills, and gender stereotypes.

Thus, vocational guidance is vital in assisting young people who have the usual problems experienced in vocational development.

In the provision of vocational guidance, guidance counsellors should be aware of the following:

1. There are various realities which men and women face in their participation in social and occupational activities. For example, women may face barriers against entering certain occupations. Attempts should, therefore, be made to identify these barriers and show how they can be removed.
2. Apart from eliminating the barriers to the participation and advancement of women in certain social and occupational activities, there is also a need to focus on the psychological and emotional impact of assuming new roles, especially those once considered to be only for men.
3. Gender representation in certain occupations can be linked to societal influences such as socialization and sex-role stereotyping. The family and the school are the two main agents of role orientation. How then should guidance-counsellors help to reduce the impact of these influences on the participation of boys and girls in certain occupations or career choices?
4. Negative stereotyped attitudes towards girls' abilities in certain subjects (e.g.,

mathematics, science and technology) may have a debilitating effect on girls' attitudes towards these subjects or the careers which require a knowledge of these subjects. Guidance counsellors should play a leading role in assisting girls to overcome the effects of these attitudes on their occupational choices.

5. It is clear from various studies on gender, that the behaviour and expectations of others, and socio-cultural and other environmental concerns and practices, have an influence on the attitudes and occupational aspirations of young people. What should guidance-counsellors do to reduce the negative influences these factors have on the attitudes and occupational aspirations of young people?
6. Stereotyped cultural expectations have a significant influence on children's perceptions of themselves, their surroundings and their general social outlook.
7. To address gender inequality, the social, cultural, economic and political structures that are in place should be examined (Bhusumane, 1993). There is a need for these structures to change and adjust to new demands.
8. Some studies have revealed that working women found themselves struggling to cope with the different problems of family and career. What are some of the ways in which women have dealt with the workload created by having a career and a family ?
9. There is a need to equip girls with the ability to deal with the psychological strains and personality conflicts encountered by women as a result of conflicting gender expectations.
10. Other studies indicate that there is bias in the selection of people for certain occupations.

It is clear from the above that there are certain factors that may influence the participation of girls and boys in various social and occupational activities. This means that guidance counsellors should be aware of them if they are to address effectively the needs and concerns of boys and girls or their clients. They should appreciate the impact of gender on the choices these young people make regarding their future.

LEARNING OUTCOMES

By the end of the unit, you should be able to:

- define vocational guidance;
- describe the importance of vocational guidance in schools and colleges;
- describe four components of vocational guidance and state their functions;
- discuss four principles on which vocational guidance is based;
- mention three general principles related to vocational choice;
- contrast Super and Holland's theories of vocational development;
- write good application letters for jobs;
- handle job interviews; and
- list ways of getting and progressing in a job.

CONTENT

This unit includes the following:

- Topic 1. Importance of Vocational Guidance
- Topic 2. Functions of Vocational Guidance
- Topic 3. Components of Vocational Guidance
- Topic 4. Principles of Vocational Guidance
- Topic 5. Occupational Information
- Topic 6. Theories of Vocational Development
- Topic 7. Vocational Choice/Decision-Making
- Topic 8. How to Get a Job

Vocational guidance is the process of helping an individual to choose an occupation, prepare for it, enter it and progress in it.

Vocational guidance was originally thought to be provided only prior to training and employment. However, it is a lifelong process for many individuals at various stages of their lives. At such stages individuals reconsider and re-diagnose their capabilities and match them against the opportunities available. In this way, vocational guidance is aimed at helping students to make not only specific choices but also good decisions. It recognizes that flexibility and a willingness to change may be as critical for a student as the ability to commit oneself to a particular goal.

Topic 1.

THE IMPORTANCE OF VOCATIONAL GUIDANCE

The provision of vocational guidance in our educational institutions has been necessitated by great changes in our society and the world at large, and has become more complex than ever before. Automation and recession, for example, have forced many people into early retirement and retrenchment, resulting in unemployment. The rate of technological change and the isolation of young people from possibilities for employment have created problems in occupational choices. Many students are not able to obtain an informal exposure to a variety of occupations, nor can they easily obtain relevant data about them. Students have a limited knowledge of occupations and of the narrow range of alternatives available to them. This ignorance leads to unrealistic career aspirations. There is, therefore, a need to assist students to have more realistic career expectations.

Students do not know the routine features that characterize work. In industry, for instance, the mental health hazards of alienating work include an increase in drug use, alcoholism, absenteeism, on-the-job accidents, depression, withdrawal and forms of mental disturbance. The students should be assisted to be aware of such hazards as well as of actual working conditions.

Our society places values on certain jobs. Some jobs are believed to be exclusively for males while others are regarded as for 'females'. For example, midwifery is traditionally thought to be for females only, while architecture is thought to be a 'man's' job. Hence, there is a need to address gender issues in order to eliminate stereotypes from society.

The students should be aware of the options for wage-earning and gainful employment. For example, they should prepare a business plan and make concerted efforts to find self-employment.

Moreover, there is a craving in our society for the accumulation of knowledge. Although specialization can be a blessing to society, the same society may feel that individuals are over-trained, and under-used. Students need to be aware of such problems and how to adjust to them.

Activity 3.1: The Importance of Vocational Guidance

For Class Discussion:

1. Share cases you have encountered illustrating the benefits of vocational guidance.
2. Do you have adequate vocational guidance in your school? In your country ?
3. In what ways can vocational guidance be developed in your country ?

Topic 2

THE FUNCTIONS OF VOCATIONAL GUIDANCE

Among the functions of vocational guidance are the following:

1. Aid in placing talent where it is needed. The student is assisted to make the best possible vocational choice.
2. Strengthen the educational system by providing motivation and meaning to education. This means ensuring that the students' education, curricula and extra-curricular activities are useful and will eventually result in something worth while. The students are encouraged to make maximum use of all educational opportunities, since these will be beneficial to them during their lives.
3. Add a feeling of security to the nation, the schools and the student so that all face the future with confidence. The student is helped to develop an ability to control his/her future.
4. Provide information about occupational opportunities. Students become aware of the world of work and the range of available opportunities that exist.
5. Encourage students in decision-making. Decisions on what type of life a student would like to lead depend on his/her interests, values, abilities, skills and motivation to learn.
6. Assist students to know themselves and their environment. Each student is helped to understand him/herself in terms of interests, potential skills and abilities in relation to the world of work.

7. Help students to deal with a variety of problems. Since the society in which students live is constantly changing, they have to adjust to change. For example, more emphasis is now given to self-employment and job generation than in earlier years.
8. Help students to understand the problems of unemployment and its causes.
9. Assist students to understand the process of making choices and of the possible consequences of their decisions.
10. Enable students to acquire a knowledge of the practical procedures needed for getting a job and progressing in it.

Activity 3.2: The Functions of Vocational Guidance

Group Work:

1. Provide concrete examples (real-life situations) of each of the ten functions of vocational guidance. Give special attention to the differences between boys and girls.
2. Share your examples with the class.

Topic 3.

THE COMPONENTS OF VOCATIONAL GUIDANCE

The main components of vocational guidance include the following:

1. Analysis of the individual

Self-appraisal of the student is a necessity. The student should have extensive knowledge about him/herself and match this information with such things as home background, school progress, work experience, personality, health, values, interests, aptitudes and achievement.

The counsellor should assist the student to collect, analyze and use a variety of objective and subjective, psychological and social data about him/herself so that he/she gains a better understanding of him/herself. The counsellor can

administer interest and aptitude tests and provide occupational information.

2. Occupational information

Occupational information is the publication and dissemination of facts on the nature and prospects for employment in different occupations. The data derived from self-appraisal enable the student to search for an occupation.

For the student to have an intelligent match between him/herself and jobs, he/she needs knowledge of the occupational, industrial and labour structure of the country, classifications of occupations, occupational requirements, entrance procedures, occupational distribution, training opportunities, and employment prospects and occupational hazards.

Self-employment is critical in an age when there are fewer jobs than the number of job seekers. Boys and girls need to be guided in assessing the resources around them, and exploring ways of making new products and finding new sources of livelihood. In this regard, linkages between the guidance counsellor and science and technology should prove productive.

3. Consultation

The counsellor should give technical assistance to teachers, administrators and parents and help them to be more effective. Personnel from a variety of occupations (e.g., medical, industrial) could be invited to speak to students.

4. Vocational counselling

The major objective of vocational counselling is to assist the student to integrate the information about him/herself and the occupational world and to develop a plan for career development. This involves a face-to-face encounter between a counsellor and a client. The student is assisted before any occupational selection is made, and measures are taken to meet occupational requirements. The student must possess an understanding and acceptance of her/his personality, interests, aptitudes and background.

Activity 3.3: Career Development Plan

1. Prepare a career development plan with short (1 year), medium (5 to 10 years), and long term goals. This could be done in the form of a project. The student could collect information on various aspects of a chosen career.

5. Placement

This is a co-operative enterprise which involves the services of the school, community and the student. The term 'placement' refers to helping the student obtain part-time or full-time employment. The term also includes giving the student work experience and placing him/her in an appropriate vocational training institution. It involves record-keeping, vocational counselling, employment contacts, supervision and follow-up.

6. Community Occupational Surveys and Follow-up Studies

The counsellor must conduct Community Occupational Surveys and Follow-up Studies of school-leavers, and procure data on local training and employment conditions, labour turn-over and job opportunities. Such surveys should be conducted because the majority of workers find employment in their immediate environment or community. Follow-up studies on graduates should be made.

7. Evaluation

The counsellor should determine the impact of the vocational guidance programme on students, schools and society and find out how any deficiencies in the programme can be removed.

Topic 4.

THE PRINCIPLES OF VOCATIONAL GUIDANCE

The provision of an effective vocational guidance service is based on the following principles:

1. Vocational guidance is concerned primarily with the personal development of the individual.
2. Human beings have a capacity for self-development, which is best encouraged through active involvement in the exercise.
3. The primary way in which guidance is conducted lies through individual behaviour .
4. Guidance is oriented towards co-operation, rather than compulsion, between the client and the counsellor. In other words, it is an activity based on mutual consent and trust.
5. Guidance is based on recognizing the dignity and worth of individuals as well as their right to choose.
6. Guidance is a continuous educational process.
7. Guidance demands that the counsellor should not be emotionally involved.

Exceptions to the rule

The counsellor can apply the above principles as he/she works with his/her clients. However, Miller (1982) gives exceptions to the rule. He is more specific in distinguishing between different guidance activities. These are defined as follows:

1. **Taking action or sponsorship**
In some cases, it is appropriate to take direct action to help someone rather than leave it to the individual to act.
2. **Advice-giving**
It will be appropriate occasionally to make suggestions to the client.
3. **Structured learning experiences**
At times, clients may need an opportunity to learn through some form of instruction, such as role-playing.

4. Giving information

The provision of reliable information, without any evaluation or judgement on the part of the helper, is an important part of guidance.

5. Counselling

This enables the client to explore thoughts and feelings in a safe setting.

Topic 5. OCCUPATIONAL INFORMATION IN GUIDANCE

The dissemination of occupational information in guidance is carried out in the following ways:

1. General group guidance

The counsellor collects information and makes it available to groups of students. The students also collect information on various occupations for themselves.

2. Teaching of occupations

The counsellor meets a class and teaches them about different occupations.

3. Career day/week activities

Lectures on different careers, career demonstrations, debates and film shows are provided by the school.

4. Trips and excursions to industrial establishments

Students go out of school/college to workplaces to see things for themselves.

5. Career clubs

The clubs can show films relating to careers, organize career quizzes, competitions, career conferences, dramas, and invite lecturers/employers to provide information on various careers.

6. Vacation jobs and work-study

The school can assist students to obtain vacation jobs during the long vacation or provide work-study programmes.

7. **Bulletin boards**

The school can display vocational, educational and social information on bulletin boards.

8. **School subjects**

Teachers can relate their teaching of subjects to careers for which they are useful or applicable.

Kinds of Occupational Information Which Students Should Know

1. **Employment prospects**

Are the employment prospects for this occupation expanding or diminishing?

2. **Nature of Work**

What are the pleasant or unpleasant things workers have to do? What tools, equipment or materials are used? What are the hours of work? Are there any shifts?

3. **Work Environment**

Is it hot, cold, humid, dry, wet, dirty, noisy, etc.?

4. **Qualifications**

What are the academic and/or physical qualifications?

5. **Aptitudes**

What are the I.Q. and other special aptitudes needed?

6. **Interests**

What are the interests of people who succeed in this particular occupation?

7. **Legal and professional**

Is a licence or certificate required?

8. **Preparation**

What kind of education and training is needed?

9. **Entrance**

Is it by examination, by application and interview, or by capital investment?

10. **Likes or dislikes**

What are the likes and dislikes of the job?

11. Advancement

What proportion of workers advance? And to what positions?

12. Earnings

What are the earnings per month and year? How are wages paid?

Activity 3.4: Gender Discrimination in Occupations

Group Work:

1. Explore gender discrimination in selected occupations. What are the elements of discrimination and how can they be overcome?
2. Prepare a one-page questionnaire which could be used by learners when interviewing people who do the job. Simulate an interview in which students participate.

Activity 3.5: Occupational Information

1. Prepare an example of an occupational information file for a student.
2. Present and explain the file in class using an overhead projector or a flipchart.

Topic 6.

THEORIES OF VOCATIONAL DEVELOPMENT

Activity 3.6

1. Go through Reading 3.1, Theories of Vocational Development, on pages 69-72.
2. Compare Ginzberg's theory with Super's theory.
3. Discuss the importance of Erickson's theory for the vocational development of an individual.
4. How would you eliminate or reduce the effects of gender bias in some of these theories?

Activity 3.7: Holland's Theory

1. Construct a hexagon of Holland's six occupational fields and then include all school subjects and jobs within each field.

NOTE: This could later be used as teaching material.

Implications of the Theories of Vocational Development

1. Ginzberg, Axelrad and Therma Theory

In Ginzberg's theory, the central idea is that vocational choice is a process which extends from late childhood to the end of adolescence. Nevertheless, it has been extended to be lifelong. The theory gives some guidelines as to how an individual develops, and may explore, crystallize, specify and achieve goals at different stages of his/her life. Thus, the counsellor notes the stages of development and helps the individual to achieve his/her goals.

2. Super's Self-Image Theory

In Super's theory, defining a vocational preference means making an occupational choice consistent with one's image of oneself. Therefore, the counsellor is no longer an expert in the accurate assessment of vocational choice. The counsellor is rather the person who helps the individual to discover who he/she is and what he/she can become.

3. Holland's Theory

In Holland's theory, individuals and occupations are categorized according to the same scale of attributes. Vocational choice consists of choosing an environment which corresponds to one of the defined personality patterns emerging from the scale. Therefore, the counsellor's role is to help the individual make the best use of his/her skills, express his/her values and take on roles which are gratifying.

4. Erickson's Theory

The central notion of Erickson's theory is that of identity, seen as the integration of emotions experienced during childhood. Each stage of development leaves its mark on an individual. For example, during adolescence, identity is stabilized through the formation of a set of ideals. Thus identity formation often implies resolving crises which had an impact on various stages of childhood.

Hence the counsellor's role is less that of an expert who can best identify the occupation which best suits an individual (in particular an adolescent), but rather that of a specialist who is there to aid people of all ages to achieve their personal goals. Thus, the counsellor helps people to become competent in their career development and concentrates less on their deficiencies.

Activity 3.8: Theories of Vocational Development

Group Work:

1. Form four groups. Group 1 will handle Ginzberg's theory; Group 2, Super's theory; Group 3, Holland's theory; and Group 4, Erickson's theory.
2. Create a scenario where you are a guidance counsellor providing guidance based on the concepts of the theory assigned to your group.
3. Explore the importance of the theory you are handling in vocational guidance.

Topic 7

VOCATIONAL CHOICE/DECISION-MAKING

A student makes a vocational choice if he/she expresses the intention to enter a particular occupation. A vocational choice results from a combination of factors. These include the student's opportunities to explore activities in the early school years, success in these activities, encouragement by others to continue, and later opportunities to fulfil the job demands for entry into the world of work.

General Principles of Vocational Choice

The following are the general principles on which vocational choice is based:

1. There are limits on your career options

Entry into a particular occupation is not just a matter of choosing what you want to do, but you also have to persuade schools, colleges and employers to choose you for such a work. Therefore, your career options will be limited to some extent by your personality, abilities, financial resources, fluctuations in the economy and the job market.

2. You have the potential for success in a variety of occupations

People have considerable potential. There are thousands of different occupations to choose from. Therefore, do not expect to find one job that fits you perfectly and provides you with complete satisfaction since you may spend your entire life searching for it.

3. Vocational choice is a developmental process extending throughout life

It involves not a single decision but a series of decisions throughout life. A retired officer, for example, may consider the next vocational decision.

4. Some vocational decisions are not easily reversed

Once you invest time, money and effort in pursuing a particular career, it may not be easy to change direction. This highlights why it is important for you to devote systematic thought and planning to making a vocational choice.

5. Vocational choice is an expression of your personality

Holland (1973) asserts that we search for a work environment that fits our personality. He has identified the following personality types which he calls personal orientations: realistic, investigative, artistic, social, enterprising and conventional. Thus, in the final analysis, vocational choice is the matching of your personal characteristics with an occupation. Hence the first step in systematic career planning is self-examination of your abilities and personality.

Decision-Making in Guidance

Tiedeman and O'Hara (1963) developed a Vocational Decision-Making (VDM) Model, which they named a 'paradigm of differentiation and integration' in attempting rational solutions to the problems of vocation. The problem-solving process is divided into two phases called Anticipation and Implementation - Adjustment, which distinguish between behaviour prior to, and after, making a decision.

In the anticipatory period, the problem-solving process is stimulated by experiencing a vocational problem and recognizing that a decision must be made. Thus, the student should have a planning orientation. He must be aware of the need to make a decision before he/she consciously makes it. He should also be aware of the factors which should be considered when making decisions. He/she should also have a knowledge of the sources of information and of the resources which may be helpful.

The anticipatory phase is sub-divided into four (4) stages called Exploration, Crystallization, Specification (or Choice) and Clarification. Thus there are five (5) major steps counsellors should consider in this VDM Model, namely:

1. Exploration

This accounts for trial-and-error approaches whereby a number of different alternatives or possible goals are considered. A student, for example, may be engaged in exploratory behaviour such as taking part in activities, reading, working during vacations or after school. These activities often have vocational implications and help to crystallize vocational preferences.

2. Crystallization

Crystallization describes attempts to clarify the order and pattern of goals. Goals are compared on the basis of competing demands, costs and returns, advantages and disadvantages. Thought about, the problem becomes more stable (less random), durable and reliable. Crystallization results from exploration.

3. Clarification

This stage, brought on by doubt experienced during the waiting period between choice and action, involves attempts to perfect the self-image. In thinking and talking about the information which the student has acquired, the consequences of decision become clearer. In this way decisions are then confirmed or rejected.

4. Specification or choice

Choice involves commitment to one goal and, in turn, impels a person to act. The confirmatory experiences lead the student to a definite choice which can be a preference or a choice which can be changed easily.

5. Implementation

The implementation of a decision turns a preference into a choice. Some implementation acts are tentative but others are definitive.

Topic 8. HOW TO GET A JOB

Activity 3.9: Getting a Job

1. Go through Reading 3.2, How to Get a Job, on pages 73-83. It contains valuable suggestions on:
 - a) Right job-seeking behaviour;
 - b) How to write an application for a job;
 - c) How to write a curriculum vitae (CV);
 - d) How to write a covering letter; and
 - e) How to handle job interviews.
2. Look for an advertisement in a newspaper and respond to it. Write your own
 - a) letter of application or covering letter
 - b) curriculum vitae (CV)
3. Examine application forms, advertisements and occupational information to determine any gender bias in them. Bring samples to be shown and discussed in class the following day.

Activity 3.10: Job Interview

A young person has applied for a job as a laboratory assistant in a soap manufacturing company and has been invited for an interview. Carry out a simulated interview for the applicant.

What to do:

1. Form groups of five.
 - a) One member of the group should be the chairperson of the panel and another will act as a member of the panel.
 - b) One member will be the applicant/interviewee.
 - c) Two members will act as evaluators of the interview. One of the evaluators will give a report during the plenary class presentation.
2. Ask each member to prepare questions for the interview in advance.
3. Give 5 minutes for the interview and another 5 minutes for the discussion.
4. Discuss the interview, pointing out the strengths and weaknesses of both the interviewers and the interviewee.
5. Each group will report its findings to the class.

General Points to Note for the Evaluation:

1. General disposition of both the interviewer and the interviewee.
2. Clarity and specificity of the questions and responses.
3. Clarity and audibility of the voice (both the interviewer and interviewee).
4. Suggest any improvements, if any, to improve the interviewee's behaviour and responses.
5. Check if there is any gender bias in the interview.

Some Steps on How to Create Your Job

1. Identify a product which you would be able to market.

Identify a need for a product or service which is not on the market and which you would be able to produce.

Improve a trade skill which you have and which can help you to be productive.

You may have other ideas about how to create a product or a service to be marketed.

2. In the case of a product, identify the sources of raw materials, quantities available, timing for materials and costs.
3. Explore the market - who will buy the product or services, how much will they be willing to pay, who are your competitors, what is the size of the market?
4. Sources of financing - You will need to finance your idea and make plans for production or maybe services. There are many sources to be explored, for example, regular banks, co-operatives, micro-credit programmes, special programmes for financing small businesses, group financing.
5. Planning the implementation is critical for success. You should discuss your plans with experienced people.
6. You will need proper management training for the running of your business.

Activity 3.11: Self-Employment Project

1. In small groups of six, plan a self-employment project following the stages of development very carefully.
2. Start a junior business group. You can seek the advice and assistance of the nearest Kiwanis and Rotary clubs.
3. Prepare booklets on small project possibilities.

Summary

Vocational choices should not be made on limited self-knowledge and an inadequate knowledge of occupations. In a constantly changing world, students should be helped to seek and use current occupational information; clarify their own values, feelings and attitudes and relate them to educational and vocational demands. Counsellors should apply the principles of vocational choice and vocational guidance whenever they want to assist the students to make informed vocational decisions.

Key Terms

<u>Career</u>	A sequence of major positions occupied by a person throughout life.
<u>Job</u>	A group of similar positions in a single plant, business establishment, educational institution or other organization.
<u>Occupation</u>	A group of similar jobs found in several establishments.
<u>Position</u>	A group of tasks performed by a person.
<u>Self-appraisal</u>	Analyzing oneself.
<u>Vocation</u>	An urge or commitment to work in a particular occupation.
<u>Self-employment</u>	When the individual takes responsibility for her/his employment and income-generation.

Readings

Reading 3.1 THEORIES OF VOCATIONAL DEVELOPMENT

The following four major development theories of vocational choice will be briefly presented to illustrate their significance.

1. Ginzberg, Axelrad and Therma Theory

Ginzberg and his associates (1951) divided the total span of the vocational choice process into three stages: the fantasy stage, which ends approximately at the age of 11; a tentative stage, between the ages of 11 and 18; and the realistic stage, from 18 into the early twenties.

In the fantasy stage, the individual is concerned with day dreams and the desire to grow. The child emulates adult role models in a variety of occupations without regard for his/her own talents and interests. During the tentative stage, the child tries to come to grips with the task of selecting an occupation and establishing it as a goal for future attainment. Finally, the adolescent enters the realistic stage of development where he/she explores a variety of occupational alternatives, reaches a compromise between his/her needs and reality, and lastly, resolves the problem of vocational choice.

According to Ginzberg and his associates (1951), maturation of the critical ego processes underlies and accompanies this stage - specific progression. The ego processes considered critical in vocational development are reality testing, ability to delay gratification, development of an appropriate time perspective, and the ability to make compromises. These processes mature over time and affect the adequacy of the vocational developmental process.

However, Ginzberg (1971) has modified some aspects of his theory. Originally, he had proposed that decisions are irreversible and represent a compromise for the individual between his/her needs and aspirations and what is

realistically available. Ginzberg now recognizes that vocational development occurs throughout life and that decisions made are not irreversible. People can change direction and their decisions represent their attempts to look for the best possible match between themselves and the world of work, a process he/she now labels as optimisation rather than compromise.

2. *Super's Self-Image Theory*

Whereas Ginzberg focuses on ego development, Super (1957) highlights the importance of the development of a person's self-image. As a result of childhood experiences, people develop a view of themselves which they can test out in a variety of role-playing experiences as they progress through childhood and adolescence. As the self-image becomes more highly differentiated, a specific aspect of that self-image, the vocational one, becomes critical in adolescent choice processes. In making occupational choices, people attempt to implement their self-image, that is, to choose occupations which they perceive as compatible with the self.

Propositions in Super's Theory:

- a. People differ in their abilities, interests and personalities.
- b. They are qualified, by virtue of their characteristics, for a number of occupations.
- c. Vocational preferences and competencies, the situations in which people live and work, and hence their self-images, change with time and experience, making choice and adjustment a continuous process.
- d. This process may be summed up in a series of stages characterized as those of growth, exploration, establishment, maintenance, and decline. These stages may in turn be subdivided into:
 - the fantasy, tentative and realistic phases of the establishment stage,
 - the trial and stable phases of the establishment stage.
- e. The nature of the career pattern is determined by the individual's parental socio-economic level, mental ability, personality characteristics, and the opportunities to which he/she is exposed.
- f. Development through life can be guided partly by facilitating the maturation of abilities and interests, and partly by helping with reality tests and the development of the self-image.

- g. Work and life satisfaction depends upon the extent to which the individual finds outlets for his/her interests, personality traits and values.

3. *Holland's Theory*

Holland (1966) suggested six (6) basic personality types and occupational environments: realistic, intellectual, social, conventional, enterprising and artistic. He contends that people search for environments and vocations that will permit them to exercise their skills and abilities, express their attitudes and values, take on agreeable problems and roles, and avoid disagreeable ones. According to this theory, a person's behaviour can be explained by the interaction of his/her personality pattern and his/her environment.

Holland postulates that two mechanisms are involved in the process of occupational choice. First, people choose occupational fields that they perceive to be similar to their predominant type. Second, the choice of level within the field is based on the combined influence of actual intelligence and a person's own self-evaluation of his/her ability.

Although Holland's theory has generated substantial support, it provides little explanation for the development of types and does not account for ways in which change might occur over a period of time. As such, it is a relatively static theory.

4. *Erickson's Theory*

Erickson's (1968) theory outlines a sequence of psycho-social development. While each phase is described in terms of the extremes of successful and unsuccessful solutions that can be arrived at within it, generally the outcome is a balance between the two.

Erickson's fundamental principle is the epigenetic principle which states that anything that grows has a ground plan out of which parts arise, each part having a time of special ascendancy until all parts have arisen to form a functioning whole. Thus, personality develops according to the steps pre-determined in the individual's readiness. Each item of personality is systematically related to all the others, and all depend on development in the proper sequence. Unless the individual succeeds in solving problems or performing tasks at a particular stage, subsequent psychological development may suffer.

Erickson identifies eight (8) stages of development(see fig. 3.1). At each

stage the individual must face new problems or psycho-social crises that may result in greater maturity or arrested development. A crisis is a turning point or crucial moment when development must move to one of the polarities. For instance, at the stage of adolescence individuals must cope with the physiological changes that accompany puberty, the necessity of making choices about the opposite sex, and preparing for vocational plans. If adolescents deal with these demands, they will view themselves as unique and integrated individuals. If all does not go well, the adolescent identity crisis can result in confusion. He/she may feel he/she does not have what is needed to start with real life and may view him/herself as confused about his/her role and less than a whole person.

Stage	Age	Body and psycho-social developmental stages	Personality accomplishment
Basic trust versus mistrust	0-1	Oral-sensory	Trust in other people e.g., parents
Autonomy versus shame, doubt	1-2	Muscular-anal	Mastery of physical functions and people around self
Initiative versus guilt	3-5	Locomotor genital	Energy for doing things; sexual feelings toward parents
Industry versus Inferiority	6-12	Latency	Learns skills
Identity versus role confusion	13-19	Puberty and adolescence	Resolutions of conflicts from past; expansion of social and sexual interests
Intimacy versus isolation	20-30	Young adulthood	A permanent, usually marital relationship is formed
Generativity versus stagnation	31-55	Adulthood	Concern with growing family and work productivity
Integrity versus despair	56 onwards	Maturity	Develops broad perspective of past life

Fig.3.1. Erickson's psycho-social stages of development

Reading 3.2

HOW TO GET A JOB


Right Job-Seeking Behaviour

The following job-seeking behaviour will help you find and secure a job:

- a. Obtain information on job openings in the public services and other business organizations.
- b. Ask your friends for information about job openings.
- c. Read the classified advertisements in the local newspapers, magazines, journals and other periodicals.
- d. Visit employers to find out what job opportunities they have.
- e. Write a business plan and try to create self-employment.
- f. Write job-seeking applications.
- g. Fill job application forms.
- h. Attend a job interview.
- i. Prepare for the interview.
- j. Travel to, and arrive on time at, the premises for the job interview.
- k. Know how to deal with job interview questions.
- l. Respond appropriately to job interview questions.
- m. Know what to do after the interview.
- n. Know how to adjust to the demands of the job.

How to write an application letter for a job

- a. Decide whether the letter should be typed or not. If it is typed, remember to sign it. However, such a letter does not reveal your handwriting to the employer. If you decide to use a pen, take the trouble to write neatly and legibly, because your handwriting will tell the employer what type of person you are.
- b. Use a clean sheet of paper.
- c. Follow the rules for writing formal letters, capitalizing letters or words, spelling, tense, punctuation, paragraphing, logic or grammar.

- 
- d. Present the relevant parts of an application letter: your address, date, the employer's address, salutation, a heading indicating what the letter is all about, a body of the letter in a series of paragraphs with an opening paragraph, linking paragraphs and a concluding paragraph (see fig. 3.2).
 - e. The way you introduce your application depends on whether you are answering an advertisement, were introduced by someone, or whether you are writing an unsolicited application.
 - f. Enclose certificated photocopies of the following documents: certificates, CV/personal resume, testimonials, references, and any other document requested in the advertisement.
 - g. Apply for jobs for which you have qualifications. (Note that you may be required to fill in application forms.)
 - h. Names, titles, telephone numbers and addresses of referees should be mentioned in your letter of application. Remember to inform someone if you intend to use him/her as a referee.
 - i. Treat the employer with deference.

Kambedza Village
T/A Dzoole
P.O. Nambuma
DOWA
(Date)

The Manager
Kwathu Company Limited
P.O. Box 88
Zomba

Dear Sir/Madam,

Application for the Post of Clerk

The opening paragraph of a letter of application for a job must be in the form of an introduction. It should interest the employer in what is to follow. Mention in a tactful manner the post you are applying for.

The second paragraph must arouse the employer's interest in your qualifications and make him/her believe that you are suitable for the post. To convince , you must support your claims with evidence of your past achievements. Develop one theme in this paragraph, especially on your educational and professional qualifications. Describe where and when you obtained your qualifications.

The third paragraph may expand the opening paragraph by developing another theme. You will further support your claims by giving your prospective employer an account of your experience or personal details, such as your date of birth, district, country of origin and marital status.

The fourth paragraph may list your hobbies, names of referees or indicate when you would be available for the post.

The concluding paragraph should round off the letter by indicating the type of action you are requesting the employer to take, viz. to grant you an interview or give you the job. This paragraph should be short. It should make a good, final impression on the employer.

Yours faithfully,

(Signature)
Lumo Samani Kambwe

Fig. 3.2: Relevant part of an application letter.

Resume and Curriculum Vitae (CV)

While the word resume and CV have been used interchangeably, they do not refer to one and the same document. They have both similarities and significant differences. They are summaries of both academic achievement and work experience. The resume puts more emphasis on the applicant's work experience and related job skills, while the CV focuses on research and teaching experience, publications, conference presentations and related activities. A resume is used when applying for a job in industry, while a CV is appropriate when applying for a research or teaching position at a tertiary education institution such as a University or College of Education.

There are at least three resume formats: chronological resume, functional resume and combination resume. The chronological resume presents a logical pattern of events, highlighting the employment record starting with the most recent experience. It also shows one's growth and type of work done. One of the disadvantages of this format is that an inadequate work history may be exposed, for example, a short stay in a job, or long periods in one job without any promotion. Another problem is that employers tend to make judgements about you without reading through the descriptions you give about the jobs you did.

On the other hand, the functional resume helps employers to evaluate an applicant's skills and abilities regardless of date and how these were acquired. It highlights the most valuable skills. It is more difficult and time-consuming to prepare than a chronological resume.


The combination resume combines the features of both the chronological and the functional one. It is also time-consuming to prepare; however, it presents a more complete picture. Unfortunately, it tends to be longer than the other two.

How to write a Curriculum Vitae (CV).

A CV is a short and organized summary of vocationally important life experiences. Below are some of the details that could be included in a CV:

1. Biographical information

- Surname and names
- Date of birth
- Sex
- Nationality
- Identity number

- 
- Postal address
 - Street address
 - Telephone numbers (home and work)

2. Academic and training background

- Highest qualification obtained
- Institution
- Year of completion
- Subjects and symbols
- Dissertation (brief synopsis optional; may be included in the covering letter or as an attached document)
- Areas of specialization
- Areas of competence

3. Professional experience

- Teaching experience
- Research experience
- Publications – articles, books/chapters of books, work in progress
- Presentations and lectures – titles, audience, place, date

4. Work experience

Put all the different jobs in chronological order, the last position held should be written first. Pay attention to:

- Job title
- Job description
- The company
- Dates

5. Achievements

- Academic, sports and cultural achievements
- Scholarships, prizes, awards, grants

6. Interests and hobbies

- Mention those interests and activities which will enhance your application.

7. Certificates and testimonials included

- Include certificated photocopies of these documents.

8. Professional affiliations and memberships

9. References (notify them prior to applying – names, addresses, telephone numbers or references available on request)

How to Put a Resume Together

1. Personal data (at the top of the page)
 - full name
 - address
 - telephone number
2. Career objective
3. Professional skills
 - highlight what you know and are capable of doing
 - include only those skills which are relevant to the job
4. Educational/Training experience
 - University/college or any form of training
 - Workshops, seminars or special training related to the job you are applying for
 - Name institution
 - Training programme
 - Achievement (degree or certificates, awards)
 - Year of commencement and completion
 - Not necessary to include high school or secondary education level if you have higher education, except where it is related to the job for which you are applying.
5. Work experience (all relevant employment highlights including volunteer and part-time work)
 - Accomplishments/achievements
 - Responsibilities
 - Strengths
6. References (only if you think that they will be of any benefit to you)
 - Remember to remind them that they may be called by employers.

Covering letter

A CV should always be accompanied by a covering letter. The purpose of the covering letter is to introduce yourself and to indicate how you heard about the organization, advertised position, or opening. Make your covering letter brief – and highlight the training or skills you would bring to the organization. The covering letter should:

- be brief, preferably one page.
- indicate where you saw the advertisement.
- use simple language.
- not be a photocopy.
- relate your skills to the employer.
- stress what you think you can offer the organization.
- indicate when you might be available to meet the employer.
- be edited to eliminate spelling, punctuation or typing errors.
- be addressed to a particular individual, preferably the one indicated in the advertisement.

Outline of a covering letter

Your name

Your address

Date

Name of person and title

Name of organization

Address

Dear Sir/Madam or Mr./Mrs/Ms and then name of person,

Opening paragraph (identify who referred you to them or how you heard about the vacancy)

Middle paragraph (s) (should show the relevance of the following to the organization or the job):

- education
- work experience
- abilities, interests, skills
- training

Closing paragraph (say how or when you can be contacted. You may want to give your telephone number and times when you can be contacted).

Yours sincerely,

Signature

Your name printed.

Enclosure: (Should be added if you are sending along an application or CV).

How to handle job interviews

The following hints would be helpful as you prepare for, and progress, in the interview:


Preparation for the interview

1. Study the advertisement, note the title of the post, its educational and professional requirements.
2. Study your application thoroughly, so that whatever you say in the interview does not contradict what is in the application.
3. Think of a convincing and honest answer why you want the job because nearly all interviewers have a habit of asking this question.
4. Ask people doing the job what they like least about the job, so that you can demonstrate to the employer that you are determined to get the job despite the difficulties.
5. Be able to describe how and why you came to apply to the employer. This information will show that you have carefully planned your career.
6. Revise your school subjects or special area of study and try to keep abreast of current affairs by reading newspapers, listening to the radio and watching television.
7. Be punctual for the interview.
8. Decide what you are going to wear, as a smart appearance will be demanded of you.
9. Groom yourself for the interview because your face, chin and hair will have some impact on the interviewers.
10. When going to the interview, remember to bring with you an invitation letter, original school certificates and pens.
11. Plan how you intend to project yourself to the interview board in order to make a good impression. For example, try to create a good first impression through your oral communication, human relations, or by exhibiting creativity, leadership, independence, judgment, honesty and flexibility.



The day of the interview

1. Groom yourself for the occasion as your appearance will be assessed.
2. Demonstrate punctuality and respect.
3. Upon arrival at the correct location, contact the secretary or clerk and announce your presence.
4. When the interview-board is ready, the clerk will tell you that it is your turn. He/she will escort you into the interview-room.
5. After you have entered the room, stand next to the chair where you are mostly likely to be asked to sit.
6. When the clerk introduces each member of the board to you, you should respond accordingly. However, if there is no clerk to escort you, you may greet the board and introduce yourself, or the Chairperson of the Board will break the ice. If the board consists of one or two members, you can be the first one to greet them.
7. You should sit only when asked to do so.
8. You must look and sound as though you are interested and keen about the job and the interview itself.
9. Show a sense of humour but guard against forced humour. Smile.
10. Speak in a clear, audible and as confident a voice as possible.
11. Listen carefully to each question before attempting to answer it.
12. Think fast before you reply and try to foresee the consequences of your answer lest you be asked «Why? How? When?»

- 
13. Try to avoid a heated confrontation with your prospective employers. Remain cool, defend your point of view in an agreeable way and be willing to acknowledge that there is some sense in opposing views without actually accepting them.
 14. Whatever questions are asked - closed, open, hypothetical, multiple, leading or unexpected questions - you should try to understand the argument or question before answering. Sift the information to find out where to begin, what to put in, and what to leave out.
 15. When asked to produce your certificates, take them out before presenting them to the board.
 16. If the Chairperson enquires if you have any questions, you may politely ask them to clear up any doubts regarding the conditions of service. However, it is not advisable to take out a list of written questions and read them. Nor is it wise to ask questions to which answers were already given in the vacancy advertisement.
 17. The interviewer will indicate when the interview is over and he/she may tell you that you will be informed of the results of the interview by post. This is the time when you will collect your certificates and leave the room, with a word of thanks to the board.
 18. Leave the interview premises in an orderly manner, and bear in mind that anyone can communicate to the employers any careless remarks you might make about them.

Evaluation

1. How can you facilitate the vocational development of your female and male students?
2. Discuss how socially generated attitudes and behaviour, or general concepts of masculinity and femininity, significantly influence the kind of guidance and counselling services that are offered to young people and children, men and women.
3. While data were collected mainly from men, the conclusions were generalized to include women. Discuss the impact this has had on the guidance services offered to women.
4. Identify 5 ways in which students can create self-employment.

References

- Bedal, C. L. (ed.). (1978). Canadian Readings about School Counselling. Toronto: The Governing Council of the University of Toronto.
- Bhusumane, D. B. (1993). Teacher and Administrator Attitudes and Perceptions of Barriers and Strategies Toward the Advancement of Women in Educational Administration. Unpublished M.Ed. Thesis, Edmonton, AB: University of Alberta.
- Crites, J. O. (1969). Vocational Psychology. New York: McGraw-Hill Book Company.
- Ginzberg, E. (1971). Career Guidance. New York: McGraw-Hill Book Company.
- Holland, J. L. (1973). Making Vocational Choices: A Theory of Careers. Englewood Cliffs, N.J.: Prentice-Hall.
- Holland, J. L. (1966). The Psychology of Vocational Choice: A Theory of Personality Types and Environmental Models. New York: Ginn.
- Jersild, A. T., Brook, J. S. & Brook, D. W. (1978). The Psychology of Adolescence. New York: MacMillan Publishing Company.
- Kachelenga, D. E. Career Guidance. (Manuscript), Unpublished.
- Makinde, O. (1984). Fundamentals of Guidance and Counselling. London: MacMillan Publishers Ltd.
- Miller, J. C. (1982). Tutoring: The Guidance and Counselling Role of the Tutor in Vocational Preparation. Hertford, United Kingdom: NICEC.
- Super, D. E. (1957). The Psychology of Careers. New York: Harper and Row.

UNIT 4

Personal and Social Guidance

RATIONALE

Young people grow up in a complex and fast changing society, where they often do not understand what is happening or what to do about it. The demands of living in such a world create problems for young people because they have few mechanisms and strategies for adapting to them. Often they are not in control of their world. Young people experience many problems in their families, at school and in communities. The problems that may affect these young people are: anxiety, stress, sexuality, alcohol and drug abuse, juvenile delinquency, suicide, decision-making and problem-solving, setting goals and interpersonal relationships (including gender issues).

These personal and social concerns make personal and social guidance a necessity, not only in educational and vocational institutions but also in society as a whole. Gender issues are dealt with extensively in the module on Gender Sensitivity.

LEARNING OUTCOMES

By the end of the unit, you should be able to:

- mention factors of stress in school children and young people;
- explain why alcohol and tobacco are the largest drug problems;
- state the best precaution against teenage pregnancy;
- name the three largest groups of people who get AIDS;
- provide strategies for combating AIDS among young people and children;
- define juvenile delinquency;

- mention four common events that can push an adolescent into suicide or attempts at suicide;
- list six types of decision;
- apply the process approach in decision-making and problem-solving.

CONTENT

This unit includes the following:

- Topic 1. Common Problems and their Underlying Causes
- Topic 2. Recreation
- Topic 3. Law and the Rights of the Child
- Topic 4. Human Rights and Self-Determination
- Topic 5. Interpersonal Relationships
- Topic 6. Parents' Involvement in the Guidance Programme.

Topic 1. **COMMON PROBLEMS AND THEIR UNDERLYING CAUSES**

Personal and social guidance is the process of helping an individual to know how to behave with consideration for other people in order to improve the quality of life. In the course of their development, individuals encounter a lot of problems. These problems include emotional conflicts, anxieties, frustrations, fears, poor self-image, indecision, alcohol and drug abuse, unwanted pregnancies, the AIDS epidemic, delinquency, suicide, inability to set a goal in life, poor interpersonal relationships, dependence on other people and, in general, an inability to change unsuitable behaviour.

This topic explains some of the common problems and their underlying causes and gives suggestions on how to alleviate them.

1. Stress/Anxiety

Anxiety exists when individuals are at odds with themselves. The underlying conflict springs from a clash between incompatible impulses, desires or values. Such a conflict prevails when a person is angry but is afraid of giving offence. It also exists when a person is eager to be popular but has scruples

against doing what may be necessary to become popular.

The conflict and frustration in the individual produce anxiety and tension. Since the emotional states are uncomfortable and distressful ones for the individual, attempts to allay them are made by putting up defences. These defence mechanisms help the individual to deal with distress and inner conflict.

According to Horney (1950), individuals may survive in a threatening environment by moving against others, and becoming competitive: seeking to surpass others in schoolwork, business, sports or any area of life. Individuals may also move away from others, withdraw, remain aloof and detached. Individuals may also wish to move along with others in a policy of compliance, conformity, and self-effacement.

According to the Freudian Theory of defences against anxiety, feelings of anxiety warn the ego or self of impending danger, usually in the form of a repressed impulse. The self then uses specific defence mechanisms to ward off forbidden and dangerous impulses. Anna Freud (1958) elaborated the following defence mechanisms: repression, projection, denial, displacement, rationalization, reaction formation, undoing, intellectualization, regression, sublimation and turning against the self. These defence mechanisms are devices or techniques which the self develops unconsciously in order to enable the individual to deal with psychic pain and frustration. Failure to employ these mechanisms may lead to a total disintegration of the personality of the individual. Let us now look at the defences.

Activity 4.1: Defence Mechanisms

1. Go through Reading 4.1, Defence Mechanisms, on pages 118-120 to have a better knowledge of these defences.

For Class Discussion:

2. In small groups, share experiences of defence mechanisms which you have encountered in yourself and in other people. Record some of these experiences and discuss the ways in which they may or may not relate to the theory.

Anxiety-Producing Stresses in Adolescence

Many adolescents are seriously confronted for the first time with facts about themselves and their backgrounds that may produce serious conflicts. For example, they face problems of independence versus dependence, conformity versus non-conformity, self-assertion versus self-negation, early versus later maturing, development of the genitals and financial troubles. All these produce stress.

Factors of Stress in School Children

a. Family problems

Parental disapproval, feeling unloved and abandoned, parents' fighting, parents' divorce or separation, competing with sibling(s), not spending much time with parents, lack of parental support, having different goals from those of parents, dealing with, and conflict with, step-parents.

b. Not feeling in control

Others telling them what to do, not being allowed to think for themselves and make decisions, feeling that no one is listening to them, lack of resources.

c. Feeling different

Feelings of inferiority, not having the same materials as others, lack of awareness of self (strengths and weaknesses), not accepting self.

d. School related problems

Teachers not liking or understanding them, fear of failure, not getting homework done, failing to meet the expectations of parents with regard to academic achievement, not having friends, not seeing the relevance of attending school, adjusting to different teachers and students.

e. Discipline

Afraid of being punished, unfair punishment, parents and teachers being too critical.

f. Peer Pressure

Wanting to be accepted by friends, participating in things they do not feel comfortable with (drugs, smoking, drinking, etc), not having the resources to be part of their group, not being accepted, being afraid of doing and saying the wrong thing.

g. General Concerns

Doing something wrong, feeling insecure, feeling that something is frightening, adjusting to developmental changes, not having enough autonomy, not understanding things in their lives, not accepting themselves, being different, having different expectations from those of parents and teachers.

h. Drug and alcohol abuse

Use of cigarettes, drugs and alcohol.

i. Future

Career decisions, accepting responsibilities, relationships as they affect future decisions, dealing with the many uncertainties of life, not understanding themselves enough to make decisions about the future.

j. Boredom

Inadequate entertainment, sports and cultural activities. There is a need for young people to break the stereotype that boredom can only be broken externally. Further, there is a need to provide psychological empowerment to help young people deal with boredom.

Activity 4.2: Managing Stress

1. Go through Reading 4.2, Managing Stress, on page 121-122.
2. How do you manage your own stress? Compare the suggestions provided in the Reading.
3. Discuss ways in which young people manage stress.

Note: It is important that you should be able to manage your own stress so that you can be a good role model for your students/clients.

Transition: Aside from anxiety/stress, another common problem encountered by students is poor self-image.

2. Poor Self-image

Self-image is our sense of self. Its basis is our knowledge of what we have been and have done. Its function is to guide us in deciding what to be and do in the future. Self-image, therefore, helps us to understand ourselves and control or regulate our behaviour.

The real self is the person's own concept of what he/she is like, but the ideal self is a person's concept of what he/she wants to be like.

Middle childhood is an important time for the development of self-esteem, a positive self-image or self-evaluation. Children compare their real and ideal selves and judge themselves by how well they measure up to social standards and expectations and how well they perform. It is when they are among other children that youngsters develop a self-image and build self-esteem. They form opinions of themselves by seeing themselves as others see them. This is their basis for comparison. This self-esteem is important for success and happiness.

Factors That Contribute to Self-Esteem

People base their self-image on the sense of:

- a. significance: the extent to which they feel loved by those who are important to them.
- b. competence: ability to perform a task they consider important.
- c. virtue: attainment of moral and ethical standards.
- d. power: the extent to which they influence their own and other people's lives.

How Counsellors Can Enhance the Self-Image in Children

- a. Counsellors should facilitate groups to enhance self-esteem because many factors of stress are related to a negative evaluation of the self.
- b. Counsellors should give guidance classes to increase the students' awareness of themselves. This should help to alleviate the factors that are related to a lack of self-understanding and non-acceptance of the self.

- c. Children should be taught how to manage stress in groups and in individual sessions.
- d. Counsellors should be able to manage their own stress so that they can be good role models.

Transition: A third common problem encountered by students is difficulty in asserting themselves.

3. Difficulty in Asserting Themselves

Activity 4.3: Becoming More Assertive

1. Go through Reading 4.3, Assertiveness Training, on page 122.
2. In small groups, discuss how you can assist girls to become more assertive especially in traditionally male-dominated academic, social and occupational roles.
3. Prepare a small booklet on the ways in which girls can become more assertive and use it in appropriate counselling sessions.

4. Drug and Alcohol Abuse

A substance is considered abused if it is deliberately used to induce physiological or psychological effects, or both, for purposes other than therapeutic ones; and when its use contributes to health risks, the disruption of psychological functioning, adverse social consequences or a combination of them. Thus, although drugs may be prescribed for specific therapeutic purposes, they may also be abused by obtaining and taking them without prescription for the purpose of experiencing side effects.

Substance Abuse

It is likely in the near future that the term 'substance abuse' rather than 'drug abuse', will be used, because not all abused chemicals are drugs. Abused substances other than drugs include glue, cleaning fluids, gasoline and other chemicals that can cause adverse psychological effects.

Why Young People Use Drugs

Young people use drugs for the following reasons:

- a. For social reasons, i.e., to conform to peer pressure.
- b. Drugs make them feel good.
- c. When they are feeling anxious, depressed or alienated, young people use drugs due to a lack of self-esteem and the presence of peer pressure, family problems and emotional problems.
- d. They do not feel good unless they are a little high, for instance, on marijuana.

Patterns of Progressive Drug Abuses

A drug abuser rarely becomes a habitual user immediately. He/she undergoes the following stages:

- a. Experimentation
He/she starts with experimentation perhaps under peer pressure. During this stage, there are few effects and the consequences are negative.
- b. Occasional social and recreation use
This time, the abuser exhibits the following characteristics: decrease in academic performance, loss of interest in hobbies, seeks out drug-using friends and changes clothing habits.
- c. Certain circumstances or situations
He/she then becomes a habitual user when he/she wants, for example, to relax after a stressful event, to stay awake to perform a demanding task, or to sleep. Situational use may intensify and become part of daily routine.
- d. Obsessive or dependent
Eventually, the drug can become the individual's main concern. Thus, the individual becomes addicted or dependent on the drug. He/she has severe discomfort if the drug is not available. He/she has disorganized thoughts, erratic behaviour, and may become psychotic or suicidal.

Activity 4.4: Peer Pressure

1. Watch and discuss the following videos (these videos may be purchased by the trainees to use with their students/clients):

- a) *#More Time: Sweet is ...In Love and in Trouble*. Produced in 1993 by Southern African Film Festival Awards. A Media for Development Trust Production. Media Development Trust, 135 Union Ave., P.O. Box 6755, Harare, Zimbabwe. Tel. No. (263-4) 9333-6415, Fax No. (263-4) 729-066.

More Time: Sweet is...In Love and in Trouble presents the story of a teenager Thandi who is ready for anything and ripe for falling in love. Thandi is a girl flirting with womanhood and the township beckons. But, she still has to find out the dangers when David, the schoolboy Mister Magic, coolly sweeps her off her feet. As her life spins out of control and beyond her parents' reach, Thandi has to learn that playing with love may mean playing with her life.

This is a story of what happens to a girl when she realizes that falling in love is not simple. The danger of love is not just about unwanted pregnancies. In a time of AIDS, it is about life itself. And that means changing the way teenagers like Thandi think and feel about sex and sexuality.

- b) *#Stand Up for Yourself! Peer Pressure and Drugs*. Churchill Films. McIntyre Media Limited, 30 Kelfield Street, Rexdale, Ontario M9W 5A2. (416) 245-7800.

2. Students should organize a pressure group against substance abuse. Send letters immediately.
3. Simulate a situation in which:
- a family has discovered that one son or daughter is on drugs and decides to help him or her get over the problem;
 - a chief of the village finds out that youths in the village are using drugs and decides to address the problem.

Note:

In most cases due to peer pressure, young people find themselves involved in drugs. This video *Stand Up for Yourself! Peer Pressure and Drugs* presents effective techniques for saying no to alcohol, street drugs, cigarettes and any peer pressure. It provides students with the encouragement, motivation and practical skills they need to handle peer pressure effectively. The techniques presented have been thoroughly tested and proved highly effective. These include:

- a simple 'no thanks' and how to use it
- the 'broken record'
- reversing the pressure
- walking away.

5. Alcohol and tobacco problems

Alcohol and tobacco are the largest drug problems for children for the following reasons:

- a. they are readily available.
- b. they are advertised for sale.
- c. children usually receive their first exposure to, and first experiment with, these substances at home.

There is evidence that cigarette smoking alone is estimated to take the lives of more people than all other drugs combined. Hence, it is a good idea to concentrate on preventing children and young people from starting smoking and drinking.

Note: We need not over-target the high risk, but numerically small groups, of illicit drug users. Also note that alcohol is not a stimulant but a central nervous system depressant. It usually impairs sexual performance, especially in males.

Transition: The onset of puberty at about the age of eleven marks essential changes in the individual concerned. He/she is changed physically, morally, psychologically, and socially. The individual is termed an adolescent.

Adolescence is generally viewed as a time of greater storm and stress than other periods of life. For instance, there is a strong sexual urge for the individual to engage in pre-marital intercourse. With increasing sexual activity has come an increased incidence of teenage pregnancies, AIDS and other Sexually Transmitted Diseases (STDs) also referred to as Venereal Diseases(VD).

Let us now talk about another common problem encountered by young people as a result of their sexuality.

6. Teenage pregnancy

Note: This topic is dealt with extensively in the module on Adolescent Reproductive Health.

Sexual experimentation and ignorance baffle many teenagers and sometimes lead them to things which they do not expect and find difficult to handle. One of the consequences of sexual experimentation and ignorance is teenage pregnancy.

A teenager who is pregnant usually has one of four choices: marry the father

of the child, raise the child alone, give the baby up for adoption, or have an abortion. The question is what happens to the father of the child. In a number of cases, the father of the child is not another teenager, but an adult or civil servant or some responsible senior official or important person in government. What impact does this have on the social fabric? Regardless of her choice, the teenage-mother will probably manage alone.

The role of a guidance counsellor is to aid the teenage mother to make a choice. Better still, the guidance counsellor should already be there even before the teenager becomes pregnant. He/she needs to be there to prevent it by teaching/guiding adolescents so that the following principles are followed:

- a. The best precaution for teenage pregnancy is abstinence, until it is possible to establish a mutually faithful monogamous relationship.
- b. There is a need for self-respect and self-control in sexual matters.
- c. Youngsters should avoid smoking, taking alcohol and dangerous drugs as these might stimulate them to indulge in irresponsible sexual behaviour.
- d. Youngsters should avoid conduct likely to provoke sexual responses in the opposite sex. Family Life Education should be advocated.
- e. Youngsters should recognize the sanctity and purpose of the family, hence they should develop desirable attitudes to family life .
- f. Youngsters should be encouraged to view life positively.
- g. Youngsters should avoid any behaviour that may damage their procreational abilities, especially the problems of Sexually Transmitted Diseases.
- h. Youngsters should have a respect for human life. In the matter of abortion, teenagers should know the rights of the foetus and those of the pregnant teenager and consider the consequences, to the teenager herself, and to others.

Activity 4.5: Teenage Pregnancy

1. View and discuss the video entitled *Consequences*. This is a useful resource for dealing with a topic such as teenage pregnancy. It shows the consequences of teenage pregnancy. (**Note:** The video may be purchased by the trainees to use with their students/clients.) Distributed by DSR, Inc., 9650 Santiago Road, Suite 10, Columbia, MD 21045 USA. Tel. No. (301) 964-0037. Additional copies available from: Media Coordinator, Baptist International Media Services, P.O. Box 872, Edenvale 1610, South Africa.

Psychodrama is one technique that can be used by guidance counsellors to help boys and girls come to terms with their emotions. This technique was first used by the psychologist Moreno in the 1920s. It was found particularly successful in the treatment of patients suffering from mental illness. By this method, an individual is made to act out or dramatize on stage certain painful experiences he/she has undergone. This process of acting out a problem will reduce the individual's burden because he will have shared his/her experiences with the audience. The feeling of loneliness, anxiety and psychic pain the individual might have had, is relatively reduced. Further, acting reconciles the individual to his/her painful emotions. He/she learns to come to terms with it, and this acceptance tends to enhance his/her ego and self-esteem. He/she may no longer look at himself/herself as frustrated and devalued.

2. In groups, students should plan and present sketches on teenage pregnancy. How can you use the psychodrama method of therapy to help boys and girls avoid problems like teenage pregnancy and any other problem that may interfere with their studies?

7. Sexually Transmitted Diseases

These are diseases which are spread through sexual contact. These include syphilis, gonorrhoea and AIDS.

a. Syphilis

Syphilis is caused by the bacterium *treponema pallidum*. Syphilis goes through two stages and usually manifests itself in three weeks. First, there is a painless pimple, blister or sore where the germs entered the body. Then, there is a rash, hair loss and swollen glands.

Its complications are brain damage, heart disease, paralysis, insanity and death. Babies born to untreated women may be blind, deaf or crippled by the disease.

b. Gonorrhoea

This is caused by the bacterium *Neisseria gonorrhoeae*. Males have a pus-like discharge but most infected women show no symptoms. Its complications include back pains, urination problems, arthritis and sterility. Babies of infected mothers may be born blind.

c. Acquired Immune Deficiency Syndrome (AIDS)

AIDS damages the body's immunity against infection, leaving its victim without any defence against a host of serious diseases. The disease is caused by the Human Immuno-deficiency Virus (HIV).

The symptoms include tiredness, fever, loss of appetite, diarrhoea, night sweats and swollen glands. These symptoms occur from about six months after infection to five years or longer. This is called the incubation period.

The three largest groups of people who get AIDS are:

- i. sexually active people.
- ii. intravenous drug users.
- iii. blood-transfusion recipients.

***As of now, there is no known vaccine nor cure.*

How to Prevent AIDS

AIDS can be prevented by:

- a. **Abstinence:** this means avoiding sexual intercourse altogether. If young people delay becoming sexually active until marriage, the risk of getting AIDS is reduced.
- b. **Faithfulness:** people who are married should be faithful to their life partners.
- c. **Mutually monogamous relationships:** if an uninfected couple have intercourse only with each other, they cannot become infected through sexual transmission.
- d. **Screening of donated blood, sperm, organs or any body tissue to ensure they are free of HIV.**

- e. Avoiding direct contact with another person's blood.
- f. Avoiding sharing instruments which cut and pierce the skin.

Activity 4.6: AIDS

1. View and discuss the documentary film entitled *Born in Africa*. You may utilize this film when you provide guidance services.

#Born in Africa. A.K.A. Production for Frontline & WGBH in association with Canadian Broadcasting Corporation. 1990 WGBH Educational Foundation & K.A. Production, Inc. Film Resource Unit, P.O. Box 11065, Johannesburg 2000. Tel. No. (011) 838-4280, Fax No. (011) 838-4451.

2. Collect and analyze statistics of HIV cases or AIDS patients in your country. Classify the data according to gender, age groups, young people and children.

8. Juvenile Delinquency

Juvenile delinquency is a legal term that indicates violation of the law by one who is not legally an adult, but a juvenile.

When someone who is not legally an adult commits an act that could result in arrest by the police, he/she is said to have committed a delinquent act. The extent of juvenile delinquency is difficult to determine because many such acts do not result in arrests. Moreover, some laws are so vague or loosely worded that delinquency is not clearly defined. Furthermore, some acts are illegal if committed by a juvenile but legal if committed by an adult. Other delinquent acts are clearly criminal; they are considered morally wrong and punishable by law regardless of the age of the person who commits them.

Acts that are illegal only when committed by a minor are called status offences. These include truancy, running away from home, buying or possessing alcoholic beverages and sexual promiscuity.

On the other hand, juveniles may commit index crimes, crimes that are illegal regardless of a person's age. These include robbery, rape, murder, vandalism, shop-lifting, theft, armed robbery and assault.

Factors that increase the probability that a youngster will exhibit delinquent

behaviour include the following:

- a. problems at school.
- b. low verbal intelligence.
- c. alcoholism and arrest record of parents.
- d. reliance on welfare or poor management of family income.
- e. crowded, disorderly or broken home.
- f. erratic supervision and lax or inconsistent parental discipline.
- g. indifference or hostility of parents and siblings towards the child.
- h. drug or alcohol abuse.

Thus, parents who provide little emotional warmth, little supervision or control of the child's activities, exercise erratic and punitive discipline, and who provide a model of lawless behaviour in the home, are most likely to have delinquent children.

All in all, the causes of juvenile delinquency have their social roots in problem homes, the socio-economic status of parents, television and the mass-media, peer group influence and the school. Therefore, curbing juvenile delinquency is a joint venture involving parents, teachers, religious leaders, the community and counsellors.

In modelling, contingency contracting, shaping and reinforcing students' behaviour in order to curb juvenile delinquency, teachers, administrators and counsellors should realize that relevance is the key issue to be considered. Interesting school programmes and flexible curricula should be developed to cater for varying talents, interests, abilities and goals in life. School programmes should help young people to know their rights and responsibilities. Students who might have become delinquent for want of a school programme which is relevant to their particular interests and needs, should find a vent for their special talents.

9. *Suicide*

Suicide is increasingly common in our society. This takes many forms including hanging or deliberately taking an overdose.

Causes

Some common events that push the adolescent into suicide or suicide attempts include:

- a. getting into trouble with the authorities such as the police or school; not knowing and fearing the consequences;
- b. disappointment and rejection, such as a dispute with a boyfriend or girlfriend; failure in school; failure to get a job, or rejection by a college;
- c. anxiety over impending change;
- d. timing shortly before, or after, the anniversary of the death of a friend or relative;
- e. knowing someone who committed or attempted suicide;
- f. poor performance in examinations.

Adolescent suicidal behaviour has the following characteristics:

- a) The decision to attempt suicide is often an impulsive act carried out by a person in crisis.
- b) There are often warning signs.
- c) Peers may be the first to know about a suicidal teenager.

Suicide Warning Signs

The warning signs include the following:

- a. Feelings
 - Hopelessness
 - Fear of losing control, going crazy, harming self and others
 - Helpless, worthless
 - Overwhelming guilt, shame, self-hatred
 - Pervasive sadness
 - Persistent anxiety or anger
- b. Action or event
 - Drug or alcohol abuse
 - Themes of death or destruction in talk or written materials
 - Nightmares
 - Loss of family member or close friend
 - Loss of job, money, status, self-esteem
 - Parents' divorce or separation

- Pregnancy, abortion or legal arrest
 - Agitation, restlessness
 - Loss of reliable faith
 - Aggression, recklessness
- c. Change
- in personality: more withdrawn, tired, apathetic, indecisive, or more boisterous, talkative, out-going
 - in behaviour: unable to concentrate on school, work, routine tasks
 - in sleep pattern: over-sleeping, insomnia, sometimes waking early
 - in eating habits: loss of appetite and weight or over-eating
 - loss of interest in friends, hobbies, personal grooming, sex, or other activities previously enjoyed
 - sudden improvement after a period of being depressed or withdrawn
- d. Threats
- Statements like, "How long does it take to bleed to death?"
 - Threats like, "I won't be around much longer"
 - Plans, for instance, putting affairs in order, giving away favourite things, studying drug effects, obtaining a weapon
 - Gestures or attempts, for example, over-doses, wrist-cutting.

Preventing Suicide

A school-based programme which addresses adolescent suicide should include the following:

- a. Talk to the person about his/her suicidal thoughts so that he/she can bring feelings out into the open.
- b. Provide mental buffers for suicidal young people. This includes giving clear, immediate options or alternatives including positive and continuously available support which is always available to them.
- c. Increase the effectiveness of those who come into contact with suicidal young people. This means that students, members of staff and parents must know the warning signs and how to respond, make professional support immediately available.
- d. Provide positive support for those who attempt suicide as well as the next of kin and other members of the community, of those who commit suicide.

- e. Do as much as possible to relieve the pressures that seem so intolerable to those who attempt suicide, whether that means calling a former boyfriend or girlfriend, lending money or interceding with an employer.

In a personal and social guidance programme, the immediate goal is to establish a school-based expertise, backed by local providers who can respond to adolescent suicidal behaviour. The objectives of such a programme are to enable:

- a. persons who may come into contact with potentially suicidal adolescents to identify them more readily, know how to respond to them, and how to refer them rapidly for additional help;
- b. troubled adolescents become aware of, and have immediate access to, help so that they may be more inclined to seek it as an alternative to suicidal behaviour.

Transition: The following are the last two common problems experienced by young people: difficulty in making decisions and solving problems, and inability to set a goal in life.

10. *Difficulty in Making Decisions and Solving Problems*

To counteract this problem, it is important that students learn skills in decision-making and problem solving. It is also important for them to have a knowledge of power relations.

Activity 4.7: *Decision-Making*

1. Go through Reading 4.4, Decision-Making, Power Relations and Problem-Solving, on pages 123-125.
2. Discuss the various decision-making problems you have encountered in your students.
3. In groups, identify a problem and then go through the steps of decision-making. The advantages and disadvantages of each alternative solution should be listed and then the best decision taken.

11. Inability to Set a Goal in Life

A client comes for counselling to avoid future maladjustment, gain relief or success and avoid pressure, punishment or failure. For example, a student may seek help to be able to study more effectively or to overcome certain fears and anxieties.

The goal is to effect a change in behaviour that will enable the student to live a more productive, satisfying life within the limitations of society. Alternatively, the goal is the attainment of positive mental health.

However, the setting of goals does not always work because the student may be confused or may face too many problems. This explains why goal-setting skills are important.

Many students lack goal-setting skills. This is partly because the school curriculum does not provide them with enough opportunities and experience to facilitate their acquisition. Secondly, the world is ever-changing and more complex than before. There is also a great deal of uncertainty about the future. Many students are not sure whether what they would like to focus on in the future would still be valid by the time they finish school.

They may also lack sufficient information on how to deal with realities. It is sometimes a lack of information on how to deal with problems that may cause anxiety and stress in students. Limited guidance and a lack of empowerment may also contribute to student failure to adjust to an ever-changing society and the life of today.

Activity 4.8: Goal-Setting

1. Go through Reading 4.5, Goal-Setting Skills, on pages 125-126.
2. Role play on how you, as a behavioural counsellor, can assist a student to set a goal.
3. Using examples, discuss how you would assist a student who has selected a goal but has to determine whether the goal is ethical, attainable or measurable.
4. In small groups, prepare and dramatize a story on goal setting.

Activity 4.9: Projection

Projection techniques are useful measures of personality. These are anonymous and enable a person to bring out certain experiences from the unconscious to the conscious. This is an individual activity and, if well used, will reveal information that he/she would normally be unwilling to reveal. For example, a disturbed child may be asked to draw pictures of his/her parents. If the child draws pictures depicting parents fighting, then it can be concluded that all is not well in the child's home; that there is violence and the parents may be undesirable models for the child. Examples of projective techniques are:

- Thematic Apperception Test (TAT-Z) especially adapted for the Zulu nation in South Africa.
 - The Picture Motivation Test - use stick-men during certain activities to determine what motivates the learner.
 - Draw a person/house/tree person/an experience.
 - These techniques can be used to determine a child's problems after which guidance can be given.
1. Ask boys and girls to draw someone and ask questions about the picture.

Transition: Apart from helping students with the common problems they usually encounter, counsellors should also consider the recreation of the students. It is time for counsellors to start helping students plan their recreation as well as work. Counsellors should recognize the importance of recreation.

Topic 2.

RECREATION

Recreation has assumed an important place in modern life as a result of the ever-increasing amount of leisure time available. Since young people can use leisure time either constructively or destructively, it is important to help them to make wise use of leisure time. They should be aware of the vital place that recreation can play in a full enjoyment of life. This is particularly important as the world focuses on discouraging early marriage. The implication is that young people will have more time on their hands. Special attention should be given to the 12-21 years age group.

What is Leisure?

Gist and Fava (1961) state that leisure is the time when an individual is free from work or other duties and which may be utilized for purposes of relaxation, diversion, social achievement or personal development.

However, Parker (1971) defines leisure as the extent to which an activity is constrained or freely chosen. The recognition of individual freedom and choice in the pursuit of leisure activities as well as the complete break between work and leisure (included in Parker's (1971) conceptualization), is important for counsellors who are concerned with assisting people with their leisure and vocational development.

Thus, leisure for some individuals may represent an attempt to flee the pressures of work. Others may consciously choose to participate in leisure activities which are similar to work. In fact, some individuals have chosen to turn their previous leisure pursuits into work or vocational activities. Examples of people who have turned their hobbies into a career abound. This emphasizes the fact that counsellors can, and should, help students plan their leisure.

Need for Recreation

Many situations create emotional stress which results in worry, anxiety, fear, frustration and boredom. Such problems can be relieved by recreation.

Recreation is necessary for the following reasons:

- a. Exercise under the proper conditions can help to improve emotional stability and mental fitness. For example, participation in an interesting sport takes the mind off other things and prevents self absorption. It also helps to release emotions through socially approved channels by providing for self-expression.
- b. Proper exercise helps to build up the muscles and vital organs of the body so that they are capable of bearing additional stress and strain.
- c. Social values are passed on as people learn how to get along with others and live with them through a participation in leisure activities. Through these activities, people acquire habits and attitudes of loyalty, self-control, initiative, competition and co-operation. Individuals learn to give credit where it is due, regardless of winning or losing. Participation in games teaches an individual to work with others and to control emotions to the benefit of a team. The individual may also develop lasting friendships.
- d. Success in developing skills and participating in a physical activity are excellent ways of developing confidence and obtaining satisfaction that comes from successful accomplishment.

Activity 4.10: Recreation

1. Prepare a booklet on African games which carefully describes how they are played.
2. Organize competitive games in small groups – and be sure to include those which are in the book.

Topic 3.

LAW AND THE RIGHTS OF THE CHILD

Rights of a Child

The universal rights of the child reflected in the Human Rights Charter are:

- Right to a name
- Right to parents (mother and father)
- Right to a nationality
- Right to food
- Right to shelter
- Right to clothing
- Right to education
- Right to protection
- Right to property
- Right to be heard

National Laws and Protection of Children

Protection of the lives and rights of individuals is a fundamental principle of any civilized society. In African communities as in other parts of the world, the lives of individuals are controlled by national laws and customs. Generally, these laws are supposed to protect members of society. Sadly, a number of these laws are biased, especially against women and minorities. In some cases the law fails to protect children, women and minorities under the pretext that «it is our culture to do things in a particular way.»

Activity 4.11: Rights of the Child

1. Identify the national laws that were passed to protect children.
2. Examine the limitations they have shown in protecting children.
3. Suggest ways in which these laws could be improved to protect children more effectively.

Law Against Rape and Defilement

Rape is an unlawful sexual act with someone above 16 years of age and without consent. The age limit differs from one country to another. While some countries put the age limit at 16 others put it at 18. **Defilement**, on the other hand, is an unlawful sexual act with a person below the age of 16 (or 18 in some countries). At this age, the boy or girl is considered a child and the issue of consent does not arise. Rape and defilement are criminal cases and harsh punishments are attached to them. Culprits must be reported to the police.

Rape and defilement have drastic effects on the physical, social and mental health of the victim. Effects on physical health include swelling or bruises in the genital area, STD/AIDS or pregnancy. On the other hand, stigmatization, or dropping out of school may affect their social health. Some victims are traumatized.

There are situations which lead girls, in particular, to be raped or defiled. Guidance counsellors should give guidance to young people so that they can take precautions and avoid becoming rape or defilement victims and know the procedures for bringing a culprit to book.

Activity 4.12: Rape and Defilement

1. Break into four groups. Go through Reading 4.6, Cases: Rape and Defilement, on pages 127-129. Group 1 will handle Case #4.1; Group 2, Case #4.2; Group 3, Case #4.3; and Group 4, Case #4.4.
2. Present the results of your discussion to the class.

Other Laws

Different societies have different laws governing marriage, inheritance and property rights, protection of the rights of individuals, and laws against child neglect, child abuse and child labour. Every society has legal structures and procedures for dealing with the enforcement of the laws protecting the rights of individuals, and especially children.

Activity 4.13: Other Laws

1. Describe and discuss the laws of marriage, inheritance and property rights, and civic rights within your own society, and give attention to the ways in which they affect girls and women.
2. Examine the laws of marriage, inheritance and property rights, and civic rights in order to determine any bias, discrimination, stereotypes, and limitations in addressing the needs, concerns and problems of men and women.
3. Identify and discuss the strengths and weaknesses of the legal structures and procedures in your country/society to protect children from neglect, abuse, child labour and excessive punishment.

NOTE: Later on, take students to visit a court and a police station to observe proceedings. You may also invite lawyers and police officers to give a talk, for example on the different laws and procedures for reporting cases.

Topic 4. HUMAN RIGHTS AND SELF-DETERMINATION

The General Assembly of the United Nations on December 1948 adopted a Universal Declaration of Human Rights (UN Doc. A/811). In its proclamation, the General Assembly defined the universal declaration of human rights as a common standard of achievement for all peoples and all nations. It also called upon all member States to promote universal respect for, and the observance of, human rights and fundamental freedoms, as well as reaffirming their faith in the equal rights of men and women.

Activity 4.14: Human Rights and Self-Determination

1. Go through Reading 4.7, Human Rights and Self-Determination on pages 129-134. In groups, study the Human Rights Declaration as adopted by the General Assembly in 1948.

2. Discuss instances where these rights have been violated in your community/ organizations or countries. Suggest ways in which Guidance and Counselling could be a useful tool to address or facilitate the process of ensuring that these violations do not continue.
3. Discuss the difference between Human Rights and Civil Rights. Compare and contrast civil rights in your different countries. Show how these rights affect men and women/boys and girls.

Topic 5.

INTERPERSONAL RELATIONSHIPS

Young people grow up in an environment where they interact with others. They interact among themselves or with elders at school, church, home, marketplace, water-points and other places. In order to function effectively in these different settings, young people need to acquire social skills. The acquisition of such skills facilitates good interaction with different groups within their communities. Social skills that promote good interaction with different groups of individuals include the following:

Obedience	Tolerance
Honesty	Patience
Kindness	Humility
Loving	Forgiveness
Respect for others	Cleanliness
Respect for property	Hard work
Friendliness	Good communication skills
Dependability	No gossiping

The guidance-counsellor should encourage girls and boys to develop good interpersonal relationships.

Types of Relationships

There are different types of interpersonal relationships that an individual develops in life. These relationships are:

- parent and son/daughter relationship
- teacher and girl(s)/boy(s) relationship

- boy to girl relationship
- girl to girl relationship
- boy to boy relationship
- husband to wife relationship
- young to elders relationship
- grandchildren to grandparents relationship

a) **Boy - Girl Relationship**

In this relationship, boys should be encouraged to interact with as many girls as possible, and similarly girls should interact with as many boys as possible. In this relationship, girls and boys help each other in academic development and the acquisition of social skills. This relationship should be kept at a friendship level and not go beyond it:

- boys and girls should know that girls should not be exploited as sex objects.
- early sex has lifelong negative effects, especially on a girl.
- girls have a right to make choices and their decisions should be respected.
- brothers should not exploit their sisters as labourers, i.e., to do work such as washing their clothes, cooking for them, etc.
- boys should not abuse girls.

The relationship between boys and girls may influence the kind of relationships they will have later on, especially when they are married. This may also influence their choice of marriage partners. Although there is no rule of thumb on how to choose a partner, certain factors may influence the choice. However, there are some basic factors that may assist in the choice of a partner. Some of these are:

- attractiveness
- health
- hard-working
- good character
- age
- religion
- ethnicity
- interests
- values

Marriage is a lifelong relationship. This means, therefore, that a partner must be

carefully chosen.

b) **Family Relationships**

The family is the basic unit of any society. This is because it is in the family that basic needs are satisfied. Furthermore, the family is the place where character-building and values are transmitted and acquired. Strong family units make good societies. Here, the relationships are:

- parents - daughters/sons
- brothers - sisters
- wife - husband

In the family, each member has roles to play and obligations to fulfil. Parents have obligations to provide their daughters and sons with food, clothing, shelter, education and love. They should also provide guidance to their children so that they will grow up into responsible and resourceful citizens. Boys and girls should share the house work, be obedient and respectful to their parents, and acquire skills. Wives and husbands have the following obligations:

- sexual obligations
- faithfulness
- respect for each other.

The Importance of Effective Communication in Relationships

Within every relationship, communication is important for maintaining the relationship. It is a means of sharing ideas through all forms of media and involves the sending and receiving of messages. Boys and girls must know which words and mannerisms to use when communicating with peers or with elders. The use of abusive language should be discouraged. A number of problems arise in social relationships due to a lack of proper communication.

Young people should be encouraged to open up communication channels to air problems, needs and concerns with their parents, relatives, peers and teachers. Once a child feels comfortable that he/she can communicate with his/her parents or teacher, then the counselling process is enhanced. Parents and teachers should be prepared to listen to the child and assist it. The child-parent or child-teacher relationship can be greatly improved if there is good communication between them.

Activity 4.15: Effective Communication

1. Organize a round table discussion on healthy boy and girl relationships and how they can be maintained.
2. Identify some of the barriers to effective communication in a relationship between the following:
 - a) boys and girls
 - b) husband and wife
 - c) student and teacher
 - d) parent and child
 - e) senior and junior
3. List and discuss ways in which you could help boys and girls to develop effective communication skills.

Topic 6.

PARENTS' INVOLVEMENT IN THE GUIDANCE PROGRAMME

For the effective provision of guidance services, guidance-counsellors should aim at facilitating and/or developing regular and effective communication between parents and teachers. It is through such regular and effective communication that the guidance programme can achieve its goal of serving the interests of boys and girls. Various media can be used to effect communication between teachers and parents. Among them are newsletters, parent-teacher meetings, letters, parents' meetings, prize-giving/open day ceremonies, parents' days, etc.

There is a need to develop a sense of partnership between parents and teachers. This can only be done through regular contacts between them. The guidance counsellor should, therefore, facilitate the process of creating a welcoming, friendly, purposeful atmosphere which promotes contacts between parents and teachers. Parents should co-operate with teachers, especially the guidance-counsellors, in helping the child develop his/her potential as well as overcome his/her problems.

Parents should provide guidance counsellors with background information (about the child) which is necessary to facilitate growth and assist teachers to help children make academic and career decisions based on accurate information. This

is to avoid raising false hopes. This information could include the child's health, developmental concerns, family background, and other data that can be useful in assisting the child. This information should be filed and kept confidentially in the guidance counsellor's office.

In addition to providing background information on the child, parents need to help analyze their children's strengths and limitations. Parents should also work with teachers in developing the right attitudes in children. Guidance counsellors should engage parents as resource persons during career fairs, career talks, guidance seminars for boys and girls, and other activities such as open days and prize-giving ceremonies. Parents could also participate in cultural activities such as traditional dancing and other related performances. Parents' participation in these activities at school will make them feel they are part of the school. In addition, parents will feel welcome and appreciate that their knowledge and expertise is recognized by the school.

Activity 4.16: Parents' Involvement in Guidance and Counselling

1. In small groups, identify and discuss ways in which guidance counsellors can facilitate a dialogue between parents and their children on matters of sexuality, sex relationships and sexually transmitted diseases, particularly AIDS.




Summary



School children experience problems that threaten their lives and those of others. These include anxiety, stress, conflict, frustration, fear, poor self-image, alcohol and drug abuse, juvenile delinquency, the AIDS epidemic, teenage pregnancy, sexually transmitted diseases, suicide attempts, inability to set goals, make decisions, solve problems and assert themselves.

To prevent chaos and the destruction of our society, counsellors should provide personal and social guidance to children. Counsellors should learn the causes, symptoms and signs of these problems and know how to prevent, or deal with them. The school programme should help the children to assert themselves and to plan their leisure time. Governmental and non-governmental organizations and the home should assist schools in this regard.

Key Terms

- Addiction: Compulsive use of a drug and obtaining and using the drug, so that it becomes a central concern and establishes a pattern of behaviour.
- Dependence: The need to continue taking a drug to avoid physical or emotional discomfort or both.
- Stress: Condition that occurs when an organism must adjust, or adapt to, external circumstances.
- Stress Management: The application of behavioural strategies to reduce stress and improve the ability to cope.

Readings

Reading 4.1 DEFENCE MECHANISMS

1. *Repression*

This is often referred to as motivated forgetting. After going through a painful experience such as losing a loved one, an individual may forget it by keeping it in his/her unconscious. It would be too painful for the individual to remember. Studies have shown that girls are more adversely affected by such experiences than boys.

2. *Projection*

In projection, the person attributes his/her weaknesses to a living or non-living object. For example, after failing her examinations, an adolescent girl may blame the poor lighting system in the school or the male teacher.

3. *Denial*

In this defence mechanism, an individual denies an experience or situation which threatens his/her ego. He/she denies that he/she is being threatened and pretends that all is well.

4. *Displacement*

An individual experiencing this defence mechanism attributes his/her problem to individuals who are less powerful than himself/herself. After being beaten for spoiling a family meal, an adolescent girl may beat up her innocent little sister, as if the poor little sister were the cause of it. Or a husband who has been beaten in a bar may go home and beat his innocent wife.

5. Rationalization

This is often called the sour grapes mechanism. It is based on the fable of the hungry fox who, failing to reach the ripe grapes, said that the grapes were sour anyway. Rationalization may manifest itself in a girl who, after being jilted by the boy she loves, says that she was joking all along and that the boy is after all poor and too talkative.

6. Reaction Formation

In this defence mechanism, an individual engages in behaviour which is contrary to his/her well known habits. A hardened thief may be a great crusader against theft and a promiscuous person may preach against immorality.

7. Undoing

In undoing, the person does things which are quite unexpected. An unfaithful husband may, after returning from a journey, shower his wife with unexpected gifts. A girl on coming home late from school may become excessively absorbed in home chores to the surprise of her parents.

8. Intellectualization

This is a softening of the realities of life. A child who has lost his/her parents may comfort himself/herself by saying that since the parents had suffered too much, it was proper for them to rest. After all, they had lived for a relatively long time.

9. Regression

This is the retreat by a child to infantile behaviour in order to seek attention. A child who stopped bed-wetting a long time ago may unconsciously resort to this behaviour when the mother gives birth to a new child. The older child may feel threatened by the new arrival and resort to the behaviour of the new baby in order to seek attention.

10. Sublimation

In this defence mechanism, the individual channels his/her psychic energy into behaviour that is important to society. A lady who has not married may become an extremely good nurse in a busy hospital.

11. Fantasy

This is often called day-dreaming. It is the attainment of goals through imagination. A young girl may picture herself as the successful wife of a very rich man, or as living a good, decent life devoid of any problems. It is one who lives in a Utopian society.

12. Identification

Here the individual associates him/herself with an illustrious person or institution. A mother whose daughter has graduated from university may consider that she and her daughter are very intelligent.

13. Compensation

In this defence mechanism, weaknesses are translated into success in other fields. For example, a girl who does not do well academically may shine in sport.

14. Introjection

An individual with this defence mechanism normally incorporates into his/her cognitive system feelings and experiences which he/she was opposed to. It works on the principle of «If you cannot beat them, join them.»

Reading 4.2

MANAGING STRESS

There are two main ways of managing stress, namely:

1. *Modification or removal of the source of stress*

The simplest way of dealing with stress is to modify or remove its source, for example, by leaving a stressful job.

2. *Application of coping skills*

Most of these skills focus on three areas: bodily effects, ineffective behaviour, and upsetting thoughts.

a). Bodily effects

Because stress prepares the body for action, its effects can be dissipated by using the body, i.e.,

- exercise such as dancing, walking, swimming, engaging in sports.
- meditation for calming the body and promoting relaxation, listening to, or playing, music, following hobbies.

b). Ineffective behaviour

Since stress can be:

- self-generated, try to do things at a slower pace;
- created by disorganization, be organized and set priorities;
- if one element is disproportionate with others in a satisfying life (e.g. work, school, friends, recreation, church, community, hobbies, interests), try to strike a balance between 'good stress' and relaxation;
- if you have set unrealistic and perfectionist goals for yourself, set more gradual and achievable ones. Recognize and accept your limitations. Since no one can ever be perfect, this attitude leaves many people feeling inadequate no matter how well they have performed;
- intensified, positive relationships with others facilitate good health

and morale as their support serves as a buffer against the impact of stressful events. Talking about problems and revealing tension to your neighbours can be helpful.

c) Upsetting thoughts

Physical symptoms and a tendency to make poor decisions are increased by negative thoughts. Therefore, statements can be used to block out or counteract negative thoughts in stressful situations. Furthermore, the knowledge that you can manage a demanding situation is in itself a major antidote to stress.

Reading 4.3

ASSERTIVENESS TRAINING

Assertiveness training is used with excessively shy or withdrawn individuals. It is often used in groups.

The major tenet of assertiveness training is that a person should be free to express thoughts and feelings without undue anxiety. The technique consists of counter-conditioning anxiety and reinforcing assertiveness.

A client is taught that everyone has the right (not obligation) of self-expression. The client then learns the differences among aggressive, passive and assertive actions.

A client tells the counsellor at the beginning what the objectives are, for example, to be able to speak out in a job interview. The counsellor then gives the client both positive and negative feedback about present behaviour.

The next steps involve the modelling of the desired behaviour and the client's role-playing of the behaviour observed. The counsellor then reinforces the behaviour and helps to shape the client's actions. Finally, the client is given assignments to be completed between sessions. It is important that assertive behaviour should be shaped gradually in order to keep the client reassured.

Reading 4.4

DECISION-MAKING, POWER RELATIONS AND PROBLEM-SOLVING

You make decisions almost all your life. A decision may concern you or other people.

Kinds of decision

There are six main kinds of decision. These are:

1. Daily Decisions
These are necessary but not important decisions that you make in the course of daily living.
2. Habitual decisions
These are made repeatedly with little or no thought.
3. Social decisions
These are important decisions based on your values.
4. Policy decisions
These are major decisions which can have a long-range effect on your future plans or life-style.
5. Economic decisions
These demand that you choose among two, three, or more courses of action.
6. Technical decisions
These demand the collection of information so that you can determine the best way to accomplish a task.

If you want to make suitable decisions, you must identify your values. The following words describe values which people often have. Use the list to help you find your three most important values.

What are your values?

Ambition	Helping others
Appearance	Honesty
Approval	Independence
Being alone	Kindness
Being careful	Love
Being like others	Meeting new people
Being on time	Money
Being proud of myself	Neatness
Being with others	Not quitting
Change	Obedience
Creativity	Patriotism
Dependability	Power
Developing skills	Prestige
Education	Religion
Fame	Security
Family	Spending money wisely
Friendship	Thoughtfulness
Fun	Travel
Happiness	Working hard
Health	

The Process-Approach into Decision-making, Empowerment and Problem-Solving

The process-approach consists of making a decision and managing it.

a. Making a decision

In making a decision, there are four steps you have to consider, namely:

- Step 1: Define the decision
- Step 2: Review your values and resources
- Step 3: Identify all possible choices of action
- Step 4: Select the action most likely to work BEST

b. Managing the decision

- Step 5: Carry out a plan of action
- Step 6: Evaluate the results.

In decision-making, you make a decision because you wish to do something.

However, in problem-solving situations, you feel forced to make a decision because of circumstances beyond your control. In a problem-solving situation, you may do nothing.

Reading 4.5

GOAL-SETTING SKILLS

Setting a Goal

A goal can be set depending on whether you are a behavioural counsellor or an insightist.

a. Behavioural Counsellor

A behavioural counsellor determines the goals from what the client requests initially, because he/she believes that the request and his/her professional training empower him/her to assume command of counselling and to apply his/her expertise at his/her discretion. He/she also believes that all problems stem from inadequate learning and that the unlearning of problems can best be achieved by de-conditioning or re-conditioning. Thus, if a client exhibits unsuitable behaviour, the goal is to change that behaviour.

Therefore, when a student presents several concerns that motivated him/her to see you (the behavioural counsellor), you should ask him/her to rank the problems according to their relative importance or pick out one with which to begin. Once the goal has been selected, you need to assist the client to determine if the goal is:

- i. ethical: to identify the behaviour goal by name.
- ii. attainable: describe the conditions under which the behaviour will be expected to occur.
- iii. measurable: to specify what is acceptable performance.

If the answers to all three criteria are affirmative, you have to start working on ways for the student to reach the goal. Once the goal is attained, both of you will evaluate the relative success of counselling.

b. **Insightist**

On the other hand, the counsellor who advocates insight counselling (insightist) believes that problems should be dealt with by helping the client to achieve self-understanding. He/she believes that the client is primarily responsible for his/her progress and direction and that the goals of counselling should evolve subsequently.

Whether you are a behavioural counsellor or an insightist, you need to assist students to set goals. They have to be helped to gain such skills as:

i. Personal-Social skills

Achieve self-awareness, self-confidence, positive self-image, independence, socially responsible behaviour, problem-solving skills, and communication with others.

ii. Occupational skills

Seek, secure and maintain employment; know and explore occupational possibilities; select and plan occupational choice; exhibit appropriate work habits.

iii. Educational skills

How to study more effectively; how to pass examinations; how to be motivated to learn; how to concentrate more effectively when learning; how to set a realistic goal.

Note: If you are a behavioural counsellor, you must develop self-imposed safeguards against accepting a request from a student you are uninterested in, or unqualified to deal with. You should also politely refuse a request if it goes against your own professional code of ethics.

Reading 4.6

CASES: RAPE AND DEFILEMENT

Case # 4.1.

Eighteen year-old Nandi was taking a short-cut through a wooded field on her way home from netball practice. It was getting late and she needed to be home in time to prepare supper. Thinking of things that had happened at school, she did not notice a man following her. When she did and started to run, he easily caught up with her. At knife point, the man threatened and raped Nandi. He then disappeared into the woods.

Using this case study the following matters could be discussed:

1. Which measures could Nandi have taken to prevent such an occurrence?
2. What should she do now?
3. What reactions could her family expect and how could they support Nandi?

Case # 4.2.

Maidei was 15 years old when she went to live with her mother and step-father, Mr Dhaison in Kariba. Her step-father raped her when her mother had gone to sell second-hand clothes at the mines at the end of month. Dhaison had summoned the young girl to his bedroom late at night to bring him some water to drink. He then unashamedly raped and threatened her not to utter a word about the incident to anybody, including her mother.

Maidei had no option but to reveal what had happened to her mother because she experienced pains the following day. Unfortunately, her mother was no help. She even warned her not to talk to anybody about what had happened for fear of being divorced and losing the sole bread-winner of the family.

The issue only came to light when Maidei confided in her aunt who in turn reported the case to the police. Dhaison was eventually convicted and sentenced to 7 years imprisonment of which 2 were suspended.

1. Discuss how children who silently suffer such abuse can be identified and assisted.
2. How can women like Maidei's mother be assisted in criminal cases which affect their loved ones?
3. Do you think the arrest and imprisonment of Dhaison was enough to correct his behaviour. Discuss how best he could be assisted.

Case # 4.3.

Mrs Musoke noticed her 10 year old daughter Marcia had become quiet, depressed and had refused to eat. When the mother failed to get her daughter to say what was the matter, she took her to a church counsellor. At first, the counsellor also failed as the girl maintained her silence. After a long struggle to establish the cause of this behaviour, the counsellor decided to give Marcia a pen and paper to write on. Then Marcia wrote, «Daddy has been defiling me.»

Later Marcia started to have a vaginal discharge. After a medical examination, the doctor had to carry out an operation to remove Marcia's uterus because she had a terrible infection.

1. Give examples of girls being molested by their fathers in your community.
2. What are the effects of rape and defilement on the victim and the family?
3. How are rape cases handled by the police and the magistrates in your country?
4. How can you help young people deal with cases of defilement, especially by parents?
5. With the assistance of a legal officer, prepare a booklet which will guide girls on how to handle a problem of rape from the day of the rape to the court scene.

Case # 4.4.

Ms. Muchomo, the guidance-counsellor in a senior secondary school in a small remote village became aware that a fellow teacher was sexually involved with a girl in the school. As a guidance-counsellor, she felt she needed to deal with the situation, either by talking to the teacher or the girl about the issue.

Unfortunately, she could not come up with substantial evidence to back up the allegations. If she talked to the teacher, he might deny it and then accuse her of false accusations. If she decided to talk to the girl, she might tell the teacher and this might create friction between her and the teacher involved. Or, she might even be accused by the girl of being jealous.

The dilemma she was now in was that if the relationship continued, there might be a riot in the school by other students, especially boys as there was already a rumour that they wanted to go on strike. Worse still, the girl might become pregnant and drop out of school, or worst of all, the teacher might lose the respect of the students.

1. How can you best handle such a case?
2. How would you handle it if the person involved were the head of the school or institution?
3. Supposing a member of the administration was sexually harassing girls in your school or institution, what activities would you organize to help students, especially girls to deal with it?

Reading 4.7

HUMAN RIGHTS AND SELF-DETERMINATION

Article 1.

All human beings are born free and equal in dignity and rights. They are endowed with reason and conscience and should act towards one another in a spirit of brotherhood.

Article 2.

Everyone is entitled to all the rights and freedoms set forth in this Declaration, without distinction of any kind, such as race, colour, sex, language, religion, political or other opinion, national or social origin, property, birth or other status.

Article 3.

Everyone has the right to life, liberty and security of person.

Article 4.

No one shall be held in slavery or servitude. Slavery and the slave trade shall be prohibited in all their forms.

Article 5.

No one shall be subjected to torture or to cruel, inhuman or degrading treatment or punishment.

Article 6.

Everyone has the right to recognition everywhere as a person before the law.

Article 7.

All are equal before the law and are entitled without any discrimination to equal protection of the law. All are entitled to equal protection against any discrimination in violation of this Declaration and against any incitement to such discrimination.

Article 8.

Everyone has the right to an effective remedy by the competent national tribunals for acts violating the fundamental rights granted him by the constitution or by law.

Article 9.

No one shall be subjected to arbitrary arrest, detention or exile.

Article 10.

Everyone is entitled in full equality to a fair and public hearing by an independent and impartial tribunal, in the determination of his rights and obligations and of any criminal charge against him.

Article 11.

- 1) Everyone charged with a penal offence has the right to be presumed innocent until proved guilty according to law in a public trial at which he has had all the guarantees necessary for his defence.

- 2) No one shall be held guilty of any penal offence on account of any act or omission which did not constitute a penal offence, under national or international law, at the time when it was committed. Nor shall a heavier penalty be imposed than the one that was applicable at the time the penal offence was committed.

Article 12.

No one shall be subjected to arbitrary interference with his privacy, family, home or correspondence, nor to attacks upon his honour and reputation. Everyone has the right to the protection of the law against such interference or attacks.

Article 13.

- 1) Everyone has the right to freedom of movement and residence within the borders of each state.
- 2) Everyone has the right to leave any country, including his own, and to return to his country.

Article 14.

- 1) Everyone has the right to seek and to enjoy in any other country asylum from persecution.
- 2) This right may not be invoked in the case of prosecutions genuinely arising from non-political crimes or from acts contrary to the purposes and principles of the United Nations.

Article 15.

- 1) Everyone has the right to a nationality.
- 2) No one shall be arbitrarily deprived of his nationality nor denied the right to change his nationality.

Article 16.

- 1) Men and women of full age, without any limitation due to race, nationality or religion, have the right to marry and to found a family. They are entitled to equal rights as to marriage, during marriage and at its dissolution.
- 2) Marriage shall be entered into only with the free and full consent of the intending spouses.
- 3) The family is the natural and fundamental group unit of society and is entitled to protection by society and the state.

Article 17.

- 1) Everyone has the right to own property alone as well as in association with others.

- 2) No one shall be arbitrarily deprived of his property.

Article 18.

Everyone has the right to freedom of thought, conscience and religion. This right includes freedom to change his religion or belief, and freedom, either alone or in community with others and in public or private, to manifest his religion or belief in teaching, practice, worship and observance.

Article 19.

Everyone has the right to freedom of opinion and expression. This right includes freedom to hold opinions without interference and to seek, receive and impart information and ideas through any media and regardless of frontiers.

Article 20.

- 1) Everyone has the right to freedom of peaceful assembly and association.
- 2) No one may be compelled to belong to an association.

Article 21.

- 1) Everyone has the right to take part in the government of his country, directly or through freely chosen representatives.
- 2) Everyone has the right of equal access to public service in his country.
- 3) The will of the people shall be the basis of the authority of the government. This will shall be expressed in periodic and genuine elections which shall be by universal and equal suffrage and shall be held by secret vote or by equivalent free voting procedures.

Article 22.

Everyone, as a member of society, has the right to social security and is entitled to realization (through national effort and international co-operation, and in accordance with the organization and resources of each state) of the economic, social and cultural rights indispensable for his dignity and the free development of his personality.

Article 23.

- 1) Everyone has the right to work, to free choice of employment, to just and favourable conditions of work, and to protection against unemployment.
- 2) Everyone, without any discrimination, has the right to equal pay for equal work.
- 3) Everyone who works has the right to just and favourable remuneration ensuring for himself and his family an existence worthy of human dignity, and supplemented if necessary, by other means of social protection.

- 4) Everyone has the right to form and join trade unions for the protection of his interests.

Article 24.

Everyone has the right to rest and leisure, including reasonable limitation of working hours and periodic holidays with pay.

Article 25.

- 1) Everyone has the right to a standard of living adequate for the health and well-being of himself and of his family, including food, clothing, housing and medical care and necessary social services. Everyone also has the right to security in the event of unemployment, old age or other lack of livelihood in circumstances beyond his control.
- 2) Motherhood and childhood are entitled to special care and assistance. All children, whether born in or out of wedlock, shall enjoy the same social protection.

Article 26.

- 1) Everyone has the right to education. Education shall be free, at least in the elementary and fundamental stages. Elementary education shall be compulsory. Technical and professional education shall be made generally available and higher education shall be equally accessible to all on the basis of merit.
- 2) Education shall be directed to the full development of the human personality and to the strengthening of respect for human rights and fundamental freedoms. It shall promote understanding, tolerance and friendship among all nations, racial or religious groups, and shall further the activities of the United Nations for the maintenance of peace.
- 3) Parents have a prior right to choose the kind of education that shall be given to their children.

Article 27.

- 1) Everyone has the right to freely participate in the cultural life of the community, to enjoy the arts and to share in scientific advancements and its benefits.
- 2) Everyone has the right to the protection of the moral and material interests resulting from any scientific, literary or artistic production of which he is the author.

Article 28.

Everyone is entitled to a social and international order in which the rights and freedoms set forth in this Declaration can be fully realized.

Article 29.

- 1) Everyone has duties to the community in which the free and full development of his personality is possible.
- 2) In the exercise of his right and freedoms, everyone shall be subject only to such limitations as are determined by law solely for the purpose of securing due recognition and respect for the rights and freedoms of others and of meeting the just requirements of morality, public order and the general welfare in a democratic society.
- 3) These rights and freedoms may in no case be exercised contrary to the purposes and principles of the United Nations.

Article 30.

Nothing in this Declaration may be interpreted as implying for any state, group or person any right to engage in any activity or to perform any acts aimed at the destruction of any of the rights and freedoms set forth herein.

Evaluation

1. Discuss some of the things guidance counsellors should do to assist girls who:
 - a) are pregnant and due to leave school;
 - b) drop out of school due to pregnancy;
 - c) drop out of school for other reasons.
2. What are some of the activities that guidance counsellors can organize to help empower girls so that they can deal with some of the problems and situations created by patriarchal gender relations?
3. Examine some of the power structures and relations that exist in your societies and indicate how they create gender imbalances or inequities.

References

- Coon, D.(1988). Essentials of Psychology. New York West Publishing Company.
- Coy, D. R., Cole, C. G., Huey, W. C., & Sears, S. J.(1991). Toward the Transformation of Secondary School Counselling, ERIC Counselling and Personnel Clearing House, University of Michigan.
- Freud, A.,(1958) Adolescence: The Psychoanalytic Study of the Child.
- Gist, N. P., & Fava, S. F.(1961. Urban Society. New York: Crowell.
- Horney, K.,- Neurosis and Human Growth, Auxiliary Council to the Association for the Advancement of Psychoanalysis. New York: Norton.
- Jersild, A.T., Brook, J.S. & Brook, D.W. (1978). The Psychology of Adolescence. Macmillan Publishing Company.
- Kauffman, J. M.(1989). Characteristics of Behaviour Disorders of Children and Youth, London: Merill Publishing Company.
- Parker, S. (1971). The Future of Work and Leisure. London: MacGibbon & Lee.
- Weinrach, S.G., (1979) Career Counselling, New York: MacGraw-Hill Book Company.

For the Videos:

Prudence Vviri, Capricorn Video Unit, Box CY 366 Causeway, Harare, Zimbabwe
Tel. (263-4) 757-637
Fax. (263-4) 756-255
E-mail: Sacod@mango.zw

(Video library: gender/politics, wild life, rural life, AIDS, environment.)

Use of Tests in Guidance***RATIONALE***

Guidance involves the appraisal of an individual in order to understand his/her characteristics, aspirations and general abilities. To work as a guidance counsellor and be able to interpret information accurately, he/she must have a knowledge of psychological tests, their uses and interpretation. It is not necessary to be a celebrated statistician but one should be able to select the right type of test to use for a particular purpose. It is this basic knowledge that will help the test user not to misuse tests and information.

LEARNING OUTCOMES

By the end of the unit, you should be able to:

- define a test;
- list the general functions of tests and explain why tests are used in guidance;
- differentiate between various types of tests;
- explain why appraisal is important in guidance and know the basic steps in the appraisal process;
- develop a testing programme for a school.

CONTENT

This unit includes the following:

- Topic 1. Nature of Psychological Tests
- Topic 2. General Uses of Psychological Tests
- Topic 3. Use of Psychological Tests in Guidance
- Topic 4. Psychological Testing and Appraisal of Individuals
- Topic 5. A School Testing Programme
- Topic 6. Types of Tests That Can be Used in a Testing Programme
- Topic 7. Interpretation of Test Scores
- Topic 8. Limitations of Psychological Testing

Topic 1.

NATURE OF PSYCHOLOGICAL TESTS

What is a test? It is a set of tasks or questions intended to elicit particular types of behaviour when presented under standardized conditions. It is expected to yield scores that have desirable psychometric properties. This means that testing is the act of asking an individual a particular set of questions in order to obtain a score. The score thus obtained is the end-product of testing and yields information needed when making a decision.

A commonly used definition of a test by Cronbach (1970) is that it is a systematic procedure for observing and describing one or more characteristics of a person with the aid of either a numerical scale or a category system. Using Cronbach's definition, it is clear that certain tests may yield measurements and a behaviour can be described quantitatively. Other procedures may simply categorize a person's behaviour as «ego-centred» or «drive-centred».

Testing is different from assessment in that assessment involves comprehending, organizing, communicating and creating impressions. In other words, it helps in the perception of a person in impression formation or in attribution. In this way, using scores from a test, a counsellor can form an image or model of the client with whom he/she deals. The image thus formed is a set of hypotheses about a particular person, and his/her potential.

A psychological test is essentially an objective and standardized measure of behaviour. The nature of psychological tests has been described by Anastasi (1976) as follows:

1. Psychological tests are made, as in any other science in so far as observations are concerned, on a small but carefully chosen sample of an individual's behaviour.
2. A diagnostic or predictive value of a psychological test depends on the degree to which it serves as an indicator of a relatively broad and significant area of behaviour. The psychological test can provide quantitative data concerning how well a student will be able to do at a later time or in other situations. In other words, an individual's future performance, for example in a job, can be forecast or predicted from his/her present test performance.
3. A psychological test measures the individual's capacity or potential for learning. For instance, a psychological test can be devised to predict how well an individual can learn addition in arithmetic before he/she has even begun the study of the subject.

4. A psychological test is a standardized measure and this refers to uniformity of procedures in administering and scoring of the test. Uniformity of procedures exists with regard to time limits, instructions and detailed directions for administering each test. Standardization also implies that norms (an established normal or average performance on the test) are available.
5. A psychological test is an objective sample of some aspects of behaviour. The term *objective* refers to the requirement that its administration, scoring and interpretation are independent of the individual examiner's subjective judgment. Tests are also objective in the sense that their reliability, validity and level of difficulty are usually experimentally and empirically determined before they are used.
6. It has already been pointed out that a psychological test must be valid and reliable. The term **validity** refers to the degree to which a test actually serves the purposes for which it is intended, and **reliability** refers to the consistency with which a test yields similar scores from the same group of individuals in two or more tests.

Topic2.

GENERAL USES OF PSYCHOLOGICAL TESTS

The following are some of the general uses of psychological tests given by Cronbach (1970), Anastasi (1970), Shertzer and Stone (1966) and Nitko (1983):

1. Prediction

A test is given to obtain a measure of ability, achievement and/or other characteristics that provide a solid basis on which predictions can be made as to what individuals will do at a later time. Prediction, based on quantitative data, is more likely to be reliable and accurate, and provide a balance against wishful thinking than prediction based on clinical observation or subjective judgement.

2. Selection

Tests are used by institutions and organizations for hiring some individuals and rejecting others. The decision to hire an applicant is a selective decision. When tests are used for selection, it is imperative to show that the scores on these tests bear a relationship to success in the programme or job (the predictive function) for which the institution or organization has selected persons. If investigation does not show that the tests can distinguish between those likely to succeed and those unlikely to do so then such tests should be improved or eliminated.

In the selection process, some people who are selected may not be successful in the programme and some who were rejected would have been successful if selected. There is some degree of error, but this error must be minimized by using tests that are reliable and valid.

3. Classification

Classification is an arrangement according to a systematic division into categories or groups. Classification involves deciding which treatment to use or to which group a person should be assigned. For example, after administering an intelligence test, individuals can be categorized as geniuses or gifted or retarded.

4. Counselling and Guidance

Tests are frequently used to assist students in exploring and choosing careers and directing them to prepare for the careers they select. A single test is not used for making guidance and counselling decisions. Frequently, a series of tests is administered, including an interest inventory, various aptitude tests, personality questionnaire and achievement tests.

This information, along with additional background information, is discussed with the student during a series of counselling sessions. This facilitates a student's decision-making as he/she considers different careers.

Exploring career options is likely to be an on-going and changing series of decisions occurring perhaps over long periods in a person's life.

5. Evaluation

Tests are used to assess and evaluate programmes, methods, treatments, etc. For example, a guidance counsellor can use a questionnaire to evaluate an on-going guidance programme in a secondary school.

Evaluation can be either formative or summative. Formative evaluation is made when a programme has just been introduced or when it is in its formative stage.

The purpose of **formative evaluation** is to try to identify a programme's strengths and weaknesses, so that corrective measures can be taken to improve, adjust or review the objectives if weaknesses become apparent in the programme.

Summative evaluation, on the other hand, is made at the conclusion of the programme. The purpose of summative evaluation is to find out whether the programme is going to work or not, whether the objectives have been achieved or not, and whether it should continue or not. Summative evaluation assists programme designers to decide whether to implement or abandon a programme.

6. *Placement*

Tests can be used to place individuals in different groups for instructional purposes or for particular tasks. For example, in a school students may be placed in different mathematics classes on the basis of their scores in mathematical aptitude tests, and industry tests can be used to place individuals in jobs requiring different skills.

Unlike selection decisions, where acceptance and rejection are possible, in a placement decision no one is neglected or is no longer the concern of the institution or organization. In placement, every individual remains the concern of the institution or organization. Persons are assigned to different levels of the same general type of instruction or work and no one is rejected. All remain within the institution for a certain level of treatment.

Topic 3.

USE OF PSYCHOLOGICAL TESTS IN GUIDANCE

Tests are normally used in guidance to collect information about individuals and use that information to appraise the individual. The guidance counsellor will use test and non-test data appraisal. A guidance counsellor should, therefore, have a good understanding of the general field of measurement.

Before we proceed to discuss in detail how tests are used in guidance, it is necessary for us to appreciate the need for testing. Essentially, the need for testing in guidance is two-fold.

1. Firstly, testing is supposed to be a more systematic, objective, precise and valid set of evaluations than is provided by the experience of an individual. Given test data, we can verify, reject or modify previously held convictions about an individual.
2. Secondly, testing provides new information about the quality of an individual's future performance in new situations, or information that is difficult for the individual to extract from prior experience. The overriding assumption in using psychological tests in guidance is that options appear for the individual, and the student must make his/her own decisions and live with them. It is hoped that testing may afford useful information that he/she does not already have and which can be used in his/her decision-making.

Appraisal Using Test Score Information

Appraisal is crucial to the use of test score information in guidance. The guidance counsellor uses test score information to appraise his/her clients as follows:

1. Guidance counsellors use tests and other data to determine each student's abilities, aptitudes, interests and other personal characteristics in order to help the student gain self-understanding. Tests can also help each student increase the accuracy of self-estimates of achievement, intelligence and interests. Tests and other appraisal data can help the guidance counsellor to understand the student better. Such data can help the student to plan and make realistic decisions because the individual understands his/her personal characteristics well.

If guidance is conceived as a developmental process, then providing a student with the results of ability, achievement, interest and personality tests, followed by a discussion of these results with a counsellor, will ensure that the student is aware of his/her present standing and progress in these areas, and that he/she will be capable of putting himself/herself in a dynamic framework. He/she will be encouraged to think of life as involving making many decisions, some of which can be approached in a rational manner by weighing up alternatives based on accurate self-knowledge.

2. A guidance counsellor uses appraisal data (test or non-test) to assist students in educational and vocational planning. Tests and other data can help the counsellor to understand a student's strengths and limitations with regard to personal characteristics. By using tests and interpretative devices like expectancy tables and «regression equations», the student is helped to see the relationship between present levels of performance and educational decision, and his/her future chances of educational and occupational success.

3. Guidance counsellors use appraisal data to diagnose students' problems. Such problems as reading disability, study skills deficiencies, and difficulties in relating to other people, may be identified more precisely and solutions determined with the use of test data.
4. Lastly, tests are used to evaluate the outcomes of a guidance programme. It is important that any guidance programme be evaluated to find out whether the programme is achieving its objectives or not.

Student appraisal is frequently conceived in a very limited sense, as telling what someone is like from test scores. According to Shertzer and Linden (1979), appraisal is better seen as arriving at a systematic understanding of an individual's characteristics within the context of his/her life pattern. Appraisal involves the ability to interpret information accurately. It is not merely the practice of measuring the presence or extent of human attributes or characteristics. It also calls for judgment of their strengths, desirability or unity.

The student appraisal services, as a part of guidance, are designed to gather and collate data about each student for the purpose of helping him/her carry out his/her plans and improve in areas where he/she is deficient, and to identify rapidly any difficulties which may interfere with the student's growth. This collection of data should never be intended to be used against the student but rather for his benefit.

A good appraisal service should be integrated, continuous and useful. An integrated appraisal means that it includes a variety of both test and non-test information, for example, the results of aptitude, intelligence tests and achievement tests, autobiographical information, questionnaires, interest inventories and occupational tests. The integrated information will enable the guidance counsellor to have a wider and more accurate picture of the student.

For appraisal to be meaningful, it must be continuous from year to year, recording the student's progress in school, the changes observed by the teacher, his/her attitudes, interests, etc. The data collected should be translated into some practical application - the useful aspect of appraisal. Data collected should be put to work for the benefit of the student. They should not be allowed to collect dust in the counsellor's office. A good appraisal programme is always student-oriented.

When putting the collected information to use, the counsellor must guard him/herself against indiscriminate release of the information to outside agencies or others who have no interest in the student's welfare. The privacy of the appraisal information should be maintained. However, the counsellor can release information which is of an unrestricted nature such as name, sex, age, race and school attended. Confidential information such as the psychological report,

psychiatric evaluation or anything that is personal should not be released to unauthorized persons. The counsellor must therefore have a clear understanding of what information he/she is entitled to release, and which information is prohibited or discretionary.

Guidelines on the Use of Information Gathered

Assuming that the guidance counsellor has safeguarded the privacy of information, how can he/she put it to a constructive use? How does he/she make it useful? The following are some guidelines:

1. The guidance counsellor must evaluate the information as a whole and never rely on a single piece of information. Any piece of information must be assessed in terms of all the information available.
2. The guidance counsellor must use his/her interpretative skills in evaluating information instead of accepting it at face value. The counsellor may apply his/her psychological skills and insight in evaluating subjective information and statistical skills when evaluating objective test results.
3. In sharing information with other members of the counselling team or school staff, the counsellor assumes full responsibility for the use made of information. In other words, the counsellor is the guardian of information on the student.
4. The counsellor should attempt, in his/her interaction with student (clients), to integrate the information he has into the interview.

Despite the sentiments expressed by many that testing is just another instance of depersonalization, testing is an integral part of the counsellor's specialized appraisal skills. Although testing and evaluation are at times abused, they serve as an integral part of the counsellor's resources. Testing helps the counsellor to identify those students or clients who are most in need of help, remedial or other forms of guidance. Through testing, the counsellor is able to obtain information about his/her client that is inaccessible through a face-to-face interview or consultation with teachers, parents and other interested parties.

Activity 5.1: Psychological Tests

1. Administer aptitude, interest, personality and achievement tests to a student and prepare a profile for that student. Discuss the results with the student.
2. Design an adjective checklist to measure your student's personality.

Topic 4.

PSYCHOLOGICAL TESTING AND THE APPRAISAL OF INDIVIDUALS

In order to understand and appreciate an individual's characteristics, aspirations and his/her general abilities, the guidance counsellor might have to use appraisal data collected through testing or other techniques.

Testing as a form of appraisal is an important component of an effective guidance programme, because it provides the counsellor or clients with information that will help the clients/students understand themselves so that they make meaningful decisions. It also helps the counsellor understand better the clients/students so that effective assistance can be given.

There are certain principles that have to be taken into account when appraisal is done. Shertzer and Stone (1971) listed eight (8) principles of appraisal. They stated that appraisal:

1. should be undertaken for the ultimate benefit of the individual;
2. is not required in the same amount, or to the same degree, or necessary for all students at the same time;
3. does not require the use of a single test appraisal method or procedure for use in every situation;
4. practices involve the study of both individuals and their environments;
5. should be concurrent and not discrete sequential operations involving appraisal and provision of help to the individual;
6. recognizes the limitations of appraisal measures such as that it reveals something about a client at a particular time in history, and that no appraisal data would be adequate evidence to judge a person;
7. aims at increasing self-understanding and wise decision-making; and

8. data must be properly safeguarded, i.e., it should be kept confidential and should not be disclosed to individuals who are not entitled to such information. No agency or person other than school personnel, who deal directly with the child concerned, should have access to the students' data without parental or student permission (except in the case of a subpoena).

Topic 5.

A SCHOOL TESTING PROGRAMME

As part of the general application of tests in guidance, the guidance counsellor must organize a testing programme in the school. A testing programme should be well organized and must be related to use, integration and continuity. **Relation to use** means that tests used should be applicable or relevant to a problem. **Integration** refers to the extent to which there is a logical and clear-cut relationship between the different test instruments used and between the tests administered from grade to grade.

Lastly, a testing programme must **continue** over many years. This helps to follow the growth of an individual student from year to year. It also helps the counsellor to know his/her test instruments better.

Functions of a Testing Programme

If testing is to be introduced, it is essential that all teaching staff have a say in how it is to be introduced and what it should contain. Testing must be integrated into the school system as a whole. It can only work if it is seen to help achieve general school objectives. If organized in this way, a testing programme can serve the following functions:

1. it can improve the quality and nature of the teaching-learning process by providing feedback to teachers on the effectiveness of their techniques;
2. it can make educational and vocational guidance more effective;
3. it can act as a stimulus for a definition of educational objectives in the school; and
4. it can help students to understand themselves, their needs, interests, abilities, limitations, prejudices and potential for development.

Steps in a Testing Programme

A typical testing programme in a school would follow the following steps:

1. Assess the needs for a test, determine what is to be measured, how much time is available and evaluate resources.
 - a) The basic needs must first be established. Will they benefit the students?
 - b) Specific qualities that are to be measured must be established.
 - c) How much school time will be used and how much will it cost?
2. After satisfying oneself with needs, the next step is to select the test instrument to be used to meet them.
3. Administration and scoring of the test.
4. Prepare test data sheet and an accompanying interpretative guide. This involves the preparation of test profiles and the preparation of an interpretative guide - how the results should be interpreted.
5. Make test results available to appropriate parties or persons and interpret the implications of specific test data.
6. Follow-up: this is a question of continuity. A testing programme without a follow-up is of little value.

Setting Up a Testing Programme in a School

An alternative way of organizing and developing a testing programme in a school is to involve as many members of the teaching staff as possible. Since it would be difficult to involve everybody, the following steps are suggested (Hayes and Hopson, 1971).

1. Election of a representative committee to sound out opinion and to define the aims of the programme. Electing a committee that is representative of the different teaching and non-teaching interests, is the most effective way of securing total staff participation and support for the testing programme.
2. The school committee should undertake research and obtain from the staff a list of decisions which it feels the staff and students have to make.
3. These decisions should then be discussed at staff meetings.
4. The committee should also present a report on the kinds of tests available, who should administer them and when, and how the tests might help teachers and students make some of the decisions they must make. It would be

impossible to prepare such a report unless at least one of the committee members has a good background in psychology, especially in the study of individual differences, developmental psychology and psychological testing. If this is not the case, the committee should attempt to employ a consultant.

5. Conduct in-service training in the use and interpretation of test scores.
6. Prepare a manual of instructions and information to accompany the programme and send a copy to each member of the staff and others.

The manual would contain such information as the purpose of the testing programme, the purposes of the tests and some of the ways in which the results might be used; how to administer tests, mark and interpret the results; the range of scores, the mean and standard errors of measurement, date of the standardization sample; data on its reliability; and any details of validity studies carried out using the test. It must also contain information about which tests are appropriate for which age ranges, and provide written examples of test profiles and how they can be interpreted.

Activity 5.2: Setting Up a School Testing Programme

You are a guidance counsellor at a secondary school. Your school head has requested you to set up a testing programme at the school in order to facilitate objective guidance and counselling.

1. Describe how you would go about setting up such a programme.

Topic 6.

TYPES OF TESTS THAT CAN BE USED IN A TESTING PROGRAMME

Any school testing programme will probably consist of two types of test: those taken by all the students in the school at one time or another and those used only when considered to be necessary when helping a certain student.

Care should be taken when stating categorically of what a testing programme should consist. However, a suggestion can be made as to what an ideal programme would be.

A minimum general testing programme should consist of:

1. measures of achievement in specific subjects;
2. a general ability test;
3. a measure of personal and social adjustment; and
4. a measure of interest.

Achievement tests measure the knowledge, abilities and skills that result from instruction in school. They generally represent a terminal evaluation of the individual's status on the completion of training, e.g., O-level examinations.

General ability tests measure the general intellectual development and aptitude or potential of an individual. Such tests are useful as diagnostic tools, e.g., intelligence and aptitude tests.

Personality tests measure such characteristics as emotional adjustment, interpersonal relations, motivation and attitudes, e.g., Minnesota Multiphasic Personality Inventory (MMPI).

Interest inventories measure what an individual likes or dislikes. In guidance, information about an individual's interests with regard to vocation or career is very important. Such information may assist the counsellor in guiding an individual along the line of his/her interest, e.g., Kuder General Interest Survey.

Tests in themselves are far from being perfect measuring instruments. A test can often fail in its function as an efficient sampler of an area of behaviour because of factors outside its control such as the attitudes and motivation of the test-taker or the conditions under which the test is given. Most tests are, however, well designed and constructed, and when used wisely for the purposes intended, are instruments which can help substantially reduce the guess-work in understanding and predicting human behaviour and performance.

Activity 5.3: Gender Bias in Tests

1. A number of tests that may be available to you may be culturally or gender-biased. Discuss some of the possible ways that could be used to eliminate or guard against the influences of gender or social stereotyping in the test scores.

Topic 7.

THE INTERPRETATION OF TEST SCORES

For a guidance counsellor to understand the meaning of test results, he/she should be familiar with testing methodology. He/she need not be a statistician, but should be familiar with the concepts of central tendency, standard deviation, reliability, validity, norms, etc. Here we shall concentrate on the general rules for interpreting test results to clients/ students.

1. First, give simple statistical predictions to the student based on test data. For example: «60 out of 100 girls of your age with a score like yours normally succeed at a university, if selected». **OR** «Your score shows that you find it easier to learn mathematics than about 85 per cent of the other pupils in your class, and only 15 per cent of your group learn mathematics more easily than you do».
2. Allow the student to evaluate the prediction as it applies to him/herself. During a face-to-face interview or discussion, the student must be given an opportunity to react to the facts. Only by encouraging the student to comment can the counsellor gauge if the student has fully understood the implications and how he/she feels emotionally towards the news.
3. When making an interpretation of test data, the guidance counsellor must try to remain neutral.
4. Facilitate the student's self-evaluation and subsequent decisions. This is when the counsellor attempts to reflect the feelings and attitudes of his/her client.
5. Avoid persuasive methods. If a student, for one reason or another, rejects the data, the counsellor must point out the likelihood of the predictions being accurate.
6. Obtain the student's real expectations before testing. In this way, the counsellor will often be able to know in advance if the student will be pleasantly surprised or unpleasantly shocked. A student should not be presented brusquely with an unexpectedly low intelligence score or unfavourable personality profiles.

For this type of test interpretation, a one-to-one relationship is essential. This is not to say that tests could not sometimes be administered to a group, especially if it is a class exercise leading to group discussion in a guidance programme. Research results suggest that there are considerable dangers in interpreting ability and achievement tests when students are in a large group. Interest questionnaires are perhaps more appropriate for group testing and group interpretation.

Topic 8.

THE LIMITATIONS OF PSYCHOLOGICAL TESTING

1. Studies in psychological testing show that psychological tests are not void of bias and inequities. Tests have been viewed as unfair and inadequate measures. They sometimes reflect a racial, class and cultural bias.

A test can show bias towards a particular group of individuals such as males, females or towards a particular ethnic group. Hence we have what is known as sex bias and cultural bias. A test with sex bias means that the test contains items that favour one sex more than another. For example, a test may contain items that favour males, and as a result females would perform badly in the test and convey the wrong information that males are better than females in a particular subject or course. A test that is culturally biased contains items that may favour one particular ethnic group over another. For example, many of the tests developed in western countries are culturally biased towards western culture. Using such tests on African children may lead to wrong and invalid information, which may result in wrong conclusions.

2. Tests, it has been argued by some writers, tend to reflect the language, culture and learning style of a particular group in society, i.e. middle or upper class or a dominant ethnic group. Their scores are basically a measure of race and economic status. It is therefore important to select a test that is not ethnically, racially or sexually biased. Since most tests are written and published in the English language, most non-native English speakers might be unable to understand fully the instructions and meanings of certain test items.
3. Tests reflect cultural or other perspectives not shared by all those who take the tests. Performance in a test would, therefore, depend on the degree of exposure in the field being tested. There are also differences in interpretation. This reflects the diversity of cultural experiences.
4. Due to a lack of fairness in testing and assessment methods, some students are sometimes misplaced, mislabelled, and harmed.
5. Tests measure a limited number of variables pertaining to achievement in class.
6. Testing is an invasion of privacy.
7. Test data are frequently misinterpreted and misused.
8. Testing encourages a mechanistic decision-making approach.

Summary

A test is a systematic procedure for observing and describing one or more characteristics of a person, with the aid of either a numerical scale or a category system. Tests can be used to make a number of decisions regarding selection, placement, classification, and guidance and counselling. In guidance, tests can be used to help the guidance counsellor: (a) know better the strengths, weaknesses and needs of individuals; (b) measure individual differences which are at the centre of guidance and counselling services; (c) show the individual his/her strengths and weaknesses, thus making him/her better able to understand and help him/ herself; and (d) provide interested and responsible adults with a wide range of information about the young persons they are trying to help. Central to this is the appraisal of individual students.

A school-wide testing programme involving a number of the teaching staff is necessary if teachers are to participate in it. In this way, they will understand and appreciate the needs for guidance services in a school. A variety of tests can be used in such a programme, such as achievement tests, aptitude and personality tests. Using a combination of these tests provides better profiles of individuals. But the use and interpretation of the tests require that the counsellor be conversant with the general principles of psychological testing.

Evaluation

1. Many students in secondary schools face the problem of choosing the right career for themselves. Suggest how you, as a guidance counsellor, would assist students so that they make the right career choice.
2. Why should psychological tests be used in guidance?
3. List the different types of tests that can be used in guidance. What are their differences and similarities?

References

- Aiken, L. R. (1982). Psychological Testing and Assessment (4th ed.). London: Allyn and Bacon Inc.
- Anastasi, A. (1968). Psychological Testing (3rd ed.). London: The MacMillan Co.
- Hayes, J. & Hopson, B. (1971). Career Guidance: The Role of the School in Vocational Development. London: Heinemann Educational Books, Ltd.
- Nitko, A. J. (1983) Educational Tests and Measurement: An Introduction. New York: Harcourt Brace and Javanovich, Inc.
- Shertzer, E. F. & Stone, S. C. (1966). Fundamentals of Guidance. Boston: Houghton Mifflin Co.

Enterprise Education

RATIONALE

The unemployment of school-leavers, university graduates and even retired personnel is a threat to individuals and to society. There is a need to address the situation in the formal and informal sector of the economy. Both governments and individuals need to work together and create employment opportunities.

Unemployment has adverse repercussions on the development of any society. It is for this reason that enterprise education attempts to provide preventive, developmental and remedial measures.

To address some of the concerns that young people have regarding their future, enterprise education should focus on providing them with the necessary skills they need to establish and sustain businesses or to become successful entrepreneurs.

Various business ventures are initiated by men and women. It might be worth while to examine some of these small business ventures, establish the problems they face, and consider how they can be improved in order to compete with large corporations in providing quality service and goods. A number of these small businesses are owned by women. For example, hawking, vending or selling small locally manufactured items are self-employment activities in which women dominate.

It might be useful for guidance-counsellors to assist students with information on how to design business plans, as well as identify some of the financial institutions that help small businesses. They can also help girls who want to venture into areas traditionally dominated by men.

LEARNING OUTCOMES

By the end of the unit, you should be able to:

- define entrepreneurship;
- list types of unemployment;
- state the importance of self-employment;
- name the role of an entrepreneur;
- state the importance of enterprise education.
- develop a business idea into a business venture.

CONTENT

This unit includes the following:

- Topic 1. Entrepreneurship
- Topic 2. Purpose of Enterprise Education
- Topic 3. Unemployment
- Topic 4. Self-Employment
- Topic 5. Business Plan

Topic 1. **ENTREPRENEURSHIP**

The goods and services in an economic society are produced through the combined use of the factors of production, namely land, labour and capital. Sometimes a fourth factor of production is distinguished, namely enterprise or organization.

Enterprise refers to the acceptance of the risks of production which arise through uncertainty. The individual who, through vigorous activity, combines the factors of production so as to produce an increased output of goods and services, thus increasing the total wealth or material welfare of the society, is called the «entrepreneur». He/she is a co-ordinator, a risk-taker and an innovator. He/she is a high-level decision-maker. He/she contrives new ways which are better than the old and proved ones, or he/she simply creates new and improved products.

Components of Entrepreneurship

Entrepreneurship has the following components:

1. Changes in activity
2. Labour
3. Capital
4. Output

Entrepreneurship is a special kind of labour or human resource. It re-thinks a conventional paradigm. It discards traditional ways of doing things.

Roles of an Entrepreneur

An entrepreneur might perform the following thirteen (13) specific kinds of activities for the successful operation of his/her enterprise:

1. Perceive novel or imitative market opportunities.
2. Gain command over scarce resources.
3. Purchase inputs.
4. Market the product and respond to competition.
5. Deal with public bureaucracy such as concessions, licences and taxes.
6. Manage human relations within the firm.
7. Manage customer and supplier relations.
8. Manage finance.
9. Manage production in the form by written records, supervision, co-ordinating input flows with orders, and maintenance.
10. Acquire and oversee assembly in the factory.
11. Improve industrial engineering by minimizing inputs with a given production process.
12. Up-grade processes and the quality of production.
13. Introduce new production techniques and products.

Topic 2. **PURPOSE OF ENTERPRISE EDUCATION**

Enterprise education is aimed at orienting individuals towards innovation, making students capable of foreseeing the future and the needs which arise from new ways of thinking. The prime movers of innovation are (a) the entrepreneur who perceives and exploits new business ventures, and (b) the manager or top administrator of public establishments.

Enterprise education also helps students to be aware that the key to development is human resources, and that abilities, values and attitudes must be

changed in order to accelerate development. It enables students to be aware that entrepreneurship is a significant variable in development. It is a career option.

Enterprise education also instils in students a need to achieve in a larger number of the population. The students should be able to deduce from their own observations that those of the population who take greater advantage of increased opportunities are those individuals who have a higher need to achieve.

Enterprise education assists students to obtain an insight that successful entrepreneurship depends not only upon an individual's motivation, but also on his/her abilities and an environment which provides incentives and opportunities for entrepreneurs.

Activity 6.1: Business Organizations

1. Go through Reading 6.1, Types of Business Organizations, on pages 165-168.

Topic 3. UNEMPLOYMENT

Unemployment occurs when persons capable of and willing to work are unable to find suitable paid employment.

Unemployment is difficult to measure. Nevertheless, it can be measured only in terms of those in the labour force who have no jobs but are actively seeking employment.

Unemployment must be voluntary. People on strike are not considered to be unemployed. Moreover, the definition must exclude those not capable of work due to mental or physical disability. Furthermore, those who are discouraged and quit looking for work are not counted as unemployed.

Effects of Unemployment

The following are some of the effects of unemployment:

- people lose income and create social problems.
- the individual remains dependent on society and consequently, society loses its potential output.
- the unemployed can engage in anti-social behaviour which may result in alcoholism, suicide, hypertension, low income and divorce.

Types of Unemployment

The following are some of the types of unemployment:

1. Voluntary unemployment

This occurs when people register as unemployed in order to qualify for relief, but do not genuinely seek work. However, there will always remain those who cannot find work owing to mental or physical incapacity.

2. Seasonal unemployment

Employment in some industries is seasonal in character. In such industries, the demand for labour varies during the year causing unemployment at slack periods. Examples can be found in agriculture and industries with markets dependent on climate.

3. Frictional employment

This occurs when people are changing jobs due to industries constantly adapting new techniques and changing consumer demand for products. Thus, while the demand for labour declines in some industries, it expands in others.

4. Structural unemployment

Ignorance of opportunities elsewhere or obstacles to moving mean that workers do not move to available jobs in other parts of the country. It may also be caused by changing demands for products. It can also arise from technological changes, including automation, leading to the substitution of labour for machinery in certain industries.

5. General unemployment

This occurs when industry in general is forced to work below its full capacity with some factory space lying idle and a proportion of workers laid off.

6. International

When a nation is dependent on international trade, it is vulnerable to unemployment brought about by a fall in the demand for its exports. The fall may occur if the prices of goods are too high to be competitive in world

markets or if the incomes of major importing countries are reduced by recession.

7. Disguised unemployment

Underutilization of employees. For example, casual labourers or people hired to dig a hole, are paid but only for the task they perform.

Causes of Unemployment

Causes of unemployment include the following:

1. Imbalance between educational output and economic expansion
Unemployment may be caused by the imbalance between the rate of expansion of the educational system and the growth of the economy. The educational output generally outstrips what the economy can absorb; hence there are few jobs available.
2. Irrelevant school curricula
Whenever students follow irrelevant curricula, they do not acquire employable skills.
3. Job-rationing by educational certification
The jobs are allocated to those with higher levels of educational attainment, regardless of whether that education is really necessary for satisfactory job performance. This ensures that the more educated eventually replace the less educated, even though higher qualifications may not be needed to perform the task adequately.
4. Job discrimination
Candidates are given jobs on the basis of gender, race or religion.

Activity 6.2: Job Discrimination

1. Generally, unemployment affects men and women differently. Discuss how job discrimination has affected men and women in your country. Suggest some of the possible remedies that governments and organizations could use to address job discrimination.

The above causes of unemployment give clues to what remedies governments and organizations could use to redress the situation.

Topic 4.

SELF-EMPLOYMENT

«Self-employment» means working for oneself. This means that you do not work for someone else, but are a boss in your own right who may also employ other people.

Careers That Can Create Self-Employment

In many countries, self-employment is in the field of agriculture. However, self-employment is not restricted to careers in agriculture. You may be self-employed in the following areas:

- Careers in agriculture or forestry
- Providing financial services or goods
- Hawking, vending or selling to others
- Making goods for sale.

You can be self-employed by being a bricklayer, painter, tailor, wood-carver, fisherman/woman, service worker and even an administrative, managerial, professional or technical worker. You only need to have the motivation, drive, determination, energy and persistence to make your business idea a reality.

Topic 5.

BUSINESS PLAN

If you wish to set up a business, you must have a business plan that will give details about you, the products or services you intend to sell, and the environment in which you intend to operate. Your business plan must address the following issues:

1. Your personal details
Indicate your personal details showing who you are and how your background helps your business.
2. Type of business
Mention the type of business you intend to engage in. Are other people already in the business? Or will you engage in a business that nobody else runs?

3. Competitors
Make a realistic appraisal of the firm's competitors in the market. What are their strengths, weaknesses and probable response? How and why will you surpass them? Will your product be of the best quality?
4. Strategy
Write a plan for how goods or services are to be sold. Quantify and qualify the market; how large is it, what drives it, why will customers buy and how is it organized?
5. Customers
Indicate customer characteristics and needs. Give an estimated number, spendable income, behaviour motivation, and all the factors that make people buy.
6. Sales
The plan must detail the prices for your commodities. Can your customers afford the charges? You should also mention how the product will be distributed and sold. Where will you get supplies for raw materials? How will you transport the materials?
7. Capital
How will you obtain capital investment funds to establish the business?
8. Advertising and Promotion
Show how the market will learn about the product. How will you advertise and promote your commodities?
9. Projected Profit and Loss Statement
Calculate your projected profit and loss statement for the first year of your business.

Factors Affecting the Location of An Enterprise

- | | |
|-------------------------------------|---|
| 1. Raw materials | 6. Composition |
| 2. Transport and parking | 7. Municipal or local rates and concessions |
| 3. Climate | 8. Market |
| 4. Power and water facilities | 9. Housing |
| 5. Workers (availability and wages) | 10. Capital outlay |

Activity 6.3: Preparing a Business Plan

1. Prepare a business plan for a venture in which nobody else is engaged.

Activity 6.4: Setting up a Business Plan

A video/radio tape is made in which some entrepreneurs are interviewed.

1. Set up a business plan for one of the interviews and make a class presentation.

Activity 6.5: Strategy to Set Up a Business

1. Set up an activity module which you could use to train the learners in:
 - a) evaluating the market;
 - b) evaluating yourself and other people in environmental skills;
 - c) working out a strategy to set up a business (e.g. capital, advertisement, etc.)

Choose one of the categories.

Summary

Enterprise education assists a prospective entrepreneur to maximize land, labour and capital to produce goods and services for the development of society. Business organizations which can be private, co-operative or state-owned help to alleviate unemployment. Nevertheless, unemployment is caused by such factors as irrelevant school curricula, the imbalance between educational output and expansion of the economy, job-rationing by educational certification and job discrimination. Types of unemployment include: seasonal, voluntary, frictional, international and structural. One solution to unemployment is the creation of self-employment. The initial stage of the development of a business idea is the preparation of a business plan for the goods and services you intend to produce.

Key Terms

- Capital: Wealth which has been made by people for the production of further wealth.
- Enterprise: The acceptance of the risks of production which arise through uncertainty.
- Firm: A single business unit.
- Labour: Human resources.
- Unemployment: The state of those people in the labour force who have no jobs and are actively seeking employment.

Readings

Reading 6.1 TYPES OF BUSINESS ORGANIZATION

1. *Private Enterprise*

Under private enterprise, firms are owned and controlled by individuals or groups of individuals seeking their own profits. Such firms vary in size and type from small one-person businesses to giant public companies.

a) **One-person business**

This is the simplest form of business organization and is owned and managed by one person, called the sole proprietor.

Advantages:

- i. The owner enjoys independence because he/she is his/her own boss, makes his/her own decisions and does not take orders from anyone else. Such a firm can adapt itself quickly to changing circumstances, because decisions can be made by the owner on the spot and nobody else needs to be consulted.
- ii. The owner has a strong incentive to work hard for profits which he/she does not have to share with others.
- iii. It requires relatively little capital.

Disadvantages

- i. The small businessman/woman frequently finds it difficult because the sources of capital are limited.
- ii. He/she has nobody with the same interests in the business with whom he/she can discuss his/her problems.
- iii. He/she may rely on his/her own resources to improve or expand the business.
- iv. If the business fails, the owner may be forced to pay his/her debts not only by selling the business but also by giving up his/her own personal possessions.

- v. There may be a lack of continuity on the retirement or death of the owner and the one-person firm may cease to function.

Importance of small firms

Small firms are important in that:

- they make a useful contribution to production and employment.
- they provide a training ground for businessmen and women and managers who may later move on to larger companies.
- their competition helps to keep larger firms efficient and some small firms may eventually become large, efficient firms in the future.
- small firms are sometimes more suitable for trying out new ideas and techniques.
- they increase the quantity and variety of products available to the consumer.

b) Partnerships

When a person agrees with others to contribute a certain skill or a sum of money (capital) towards the establishment of a business, he/she is called a 'partner'. The responsibility of running the firm, the risks and rewards are then shared jointly.

Partnership is a legally recognized association between 2 to 20 people who join together to contribute to the capital of a firm and share its profits.

Advantages

- i. They are easily formed.
- ii. A large amount of capital is available.
- iii. Greater specialization in management becomes possible, each partner making him/herself responsible for one department of the firm.
- iv. The introduction of a partner with new ideas may prevent a firm from getting into a rut and so will increase its efficiency.

Disadvantages

- i. Serious disagreement among the partners may lead to the dissolution of the partnership.
- ii. The partners (other than any limited partners) are individually responsible for the debts of the firm, and may result in the loss of their private possessions.
- iii. It lacks continuity because the death of a partner may bring the business to an end. Nevertheless, a re-organization of the partnership may demand contingency measures.

- iv. Any general partner can compromise the other partners by his/her actions. It is essential, therefore, to be certain of a person's integrity and business ability before entering into a partnership with him/her.

c) Private companies

These are joint-stock organizations that are jointly owned by a number of shareholders or stockholders. A private company is limited to a maximum of 50 members and its shares or stocks are not allowed to be sold to the general public.

d) Public companies

A public company can raise capital by public issues of stocks and shares, which may be quoted on the stock exchange, and there is no ceiling on the number of holders.

2. Co-operative enterprise

There are two main kinds of co-operative enterprise, namely producers and consumers.

a) Producers' co-operatives

These consist of groups of workers who jointly run their own businesses through elected committees or managers.

b) Consumers' societies

These are owned by their own customers who largely share the profits.

3. Public or State Enterprise

Public enterprise (or state enterprise) occurs when governments embark on business activities, usually as a consequence of nationalization. It is called «public» because governments act on behalf of the people or state. The industries or services concerned are thus publicly owned or controlled by the government in the interests of the public.

a) Public corporations

The management of a public corporation is in the hands of a small board appointed by the government and, with a limited degree of government control by government ministers, parliament and by the consumers themselves.

b) Municipalization

A public enterprise can be run by local authorities as well as by the central government or its agencies.

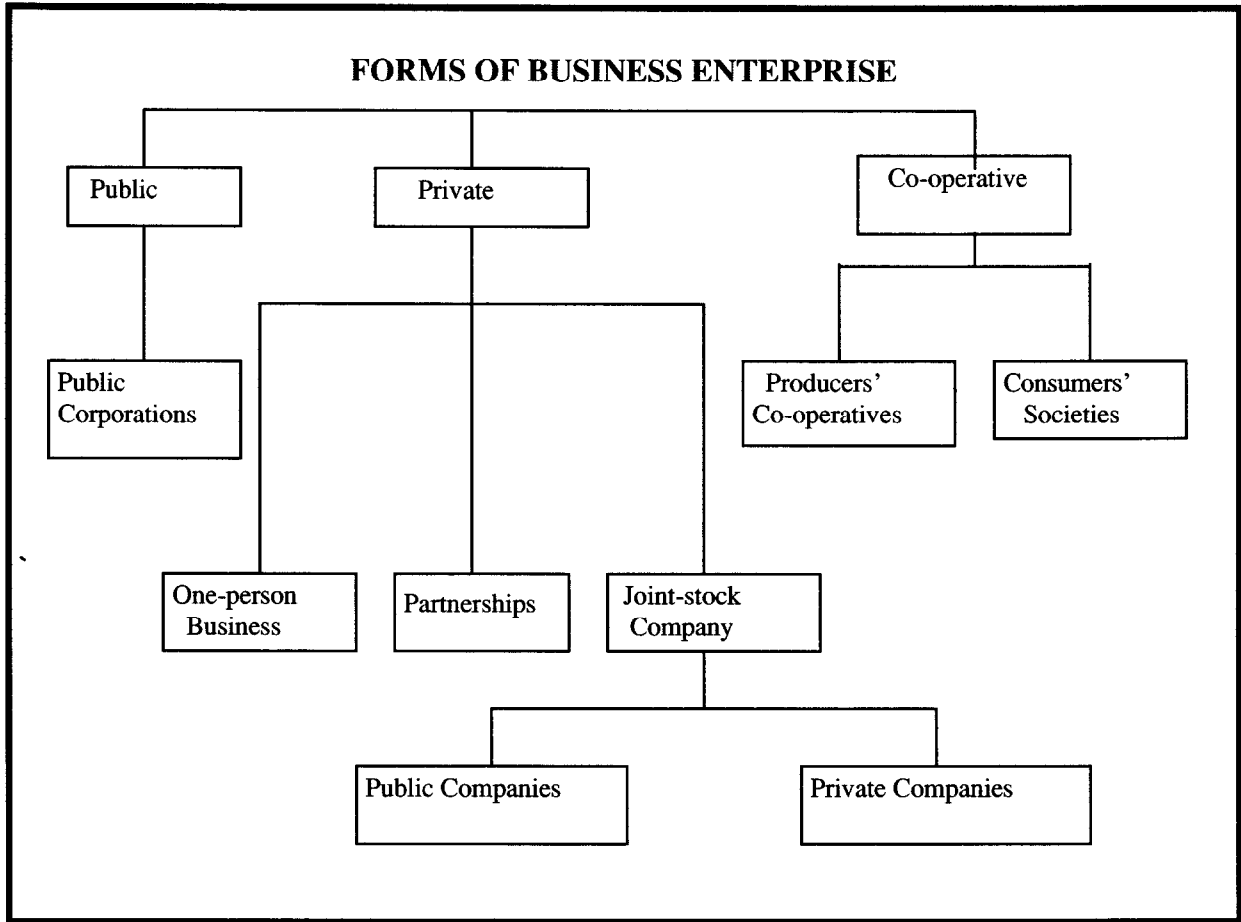


Fig. 6.1. Summary of types of business organizations

Evaluation

1. (a) Identify and examine some of the business enterprises that are dominated by women, with a view to identifying some of the problems and constraints that women face in establishing and running these businesses.

(b) How can women be assisted to make a breakthrough in those businesses where they are least represented?
2. What are some of the sources of finance available to women who run small businesses in your country?

References

- Harvey, J. (1988). Modern Economics. London: MacMillan Education Ltd.
- Livingstone, I. & Ord, H. W. (1968). Economics for East Africa. London: Heinemann Educational Books Ltd.
- McClelland, D. C. & Winter, D. G. (1971). Motivating Economic Achievement. New York: The Free Press.
- Mier, G. M. (1976). Leading Issues in Economic Development. New York: Oxford University Press.
- Schiller, B. R. (1986). The Economy Today. New York: Random House.

Administration of Guidance Services

RATIONALE

Many schools run unplanned guidance services. In many cases, a teacher is appointed by the head of the school to be in charge of guidance services. Such arrangements often result in no guidance services at all being provided. The functions of a guidance counsellor must be clearly stated and the role of members of staff clearly defined. Materials on occupations are sometimes collected haphazardly and kept by a guidance counsellor. It is important, therefore, that those involved in guidance services be familiar with the basic principles when setting up a guidance programme, a vocational library and choosing the information materials.

LEARNING OUTCOMES

By the end of the unit, you should be able to:

- state the criteria for selecting material for a vocational library;
- organize a vocational library or resource centre; and
- plan a guidance programme for a school.

CONTENT

This unit includes the following:

- Topic 1. Setting Up a Vocational Library
- Topic 2. Organizing a Vocational Guidance Library
- Topic 3. Setting Up a Guidance Service.

Topic 1

SETTING UP A VOCATIONAL LIBRARY

Before we discuss how to set up a vocational library, we must try to define what occupational information means. **Occupational information** may be defined as that which facilitates the development of realistic expectations about an occupation, in terms which will enable the individual to test out its compatibility with his/her self-image. Occupational information should, therefore, try to provide a wide range of information about the world of work, and should not merely concentrate on the provisions of facts related, say, to the qualifications required for occupational entry. Nevertheless, vocational literature in various forms is undoubtedly an immense and invaluable source of occupational information. So, when setting up a vocational library, a number of things must be taken into consideration.

Foremost is the selection of material for the vocational library. Occupational literature varies from the ill-conceived, badly presented and biased, to the enlightened, interesting and candid. It is, therefore, useful to bear in mind the when, where, who, why, which, what, how, and how much of career literature.

1. *When?*

The when refers to the date when the pamphlet or book was published. It is necessary to ensure that the library contains only materials which provide a true and timely reflection of the world of work. All too often, masses of old and out-of-date publications remain undisturbed in a vocational library. This is not recommended. In the first place, obsolete and misleading information can be more harmful to the reader than no information at all. Secondly, when a number of publications in the library are obviously out-of-date, the reader may then question the credibility of even the most up-to-date and realistic material. It is, therefore, necessary to check and remove unsuitable publications to ensure that the library material is relevant.

Although the date of publication is important, it must not be thought that just because a pamphlet was published several years ago, that it is inevitably out-of-date or because a book was published recently, that it is up-to-date. There are instances where a new publication on occupational information is simply a re-write of material already published elsewhere. It is, therefore, always necessary to use common sense when evaluating the timeliness of material.

2. *Where?*

The where of occupational literature poses the question: Does the information contained in a publication apply locally? When selecting material, it is important to ensure that ample materials about local job opportunities are available. Many career or vocational books and pamphlets are written for a national or regional audience and may not consider fully the needs of the local labour market. It is necessary, therefore, to collaborate with local labour officers and others and prepare materials which meet local needs. This does not preclude information about national human resource needs. Information on national human resource needs is just as vital as that on local community needs.

3. *Who?*

«Who wrote the material?» can be a useful guide to its authenticity. Was the material written by someone in authority, or by a respected body concerned with job opportunities such as the Ministry of Labour? Alternatively, was the material written by somebody who was in a position to appreciate fully all the advantages and disadvantages of the occupation considered?

Who it was written for, is another important consideration. Some pamphlets are prepared for younger or less able students and are presented in a style appropriate for them to read.

4. *Why?*

Why a piece of vocational literature was written is also important. Was it written for the purposes of vocational guidance or was it written for recruitment? If it was written or prepared as an aid to recruitment, then consideration must be given to whether it gives a fair and complete portrayal of the occupations presented.

5. *What?*

What kind of information the library should contain is another criterion for material selection. If the library is considered as a source of basic data about required entry qualifications, appropriate educational paths, etc., then the selection of material will be relatively easy. However, if the library is viewed as a rich source of information which can help readers choose occupations on the basis of the opportunities they offer, then the selection of material will be considerably more difficult.

There is a need for a series of books and pamphlets which deal with one occupation at a time, to present the views of both young and old, the satisfied and the dissatisfied, and successful and unsuccessful workers. In this way, it would be possible for vocational literature to portray occupations realistically.

6. *How?*

How was the information about an occupation collected and analyzed? Was only one job or worker considered, or were a number of jobs and workers from different backgrounds surveyed? This kind of knowledge is important when assessing the objectivity of a pamphlet or book, and every effort should be made to persuade organizations and industry to include it.

How the information is presented, is another factor to be considered. Young people often find recruitment literature more interesting than unbiased vocational literature because of its more interesting and readable style. This can be dangerous in view of the tendency of much recruitment literature to emphasize only the more attractive aspects of an occupation.

It has been suggested that the average student tends to have a restricted occupational outlook. This could be remedied to some extent if there were a greater incentive for students to make better use of vocational literature. Those who do bother to use a vocational library usually read only about the jobs with which they are already familiar. For many, one look at a host of closely-typed, dry looking pamphlets is enough to put them off vocational literature for the rest of their school lives.

If the non-directed reading of vocational literature is seen as being the most desirable way of introducing students to occupational information, then the literature must be attractively presented in such a form that skimming through

a pamphlet will, from paragraph headings, photographs and lay-out, enable the reader to learn the essential characteristics of the occupation. Most vocational literature contains valuable information, but is not designed to facilitate a quick appraisal of its content.

The effort required to read occupational material is a factor which serves to reinforce the tendency of students to read only literature about occupations with which they are already familiar.

7. Which?

Which occupations are covered by the material in the library must always be borne in mind. Most of the available vocational literature concentrates on openings for the more able school leavers. This is probably true where the vocational library is flooded with newspaper cuttings. Information from local newspapers usually provides information about openings for particular jobs and the qualifications needed for them.

The vocational library should contain information about all available occupations and state the minimum educational requirements and other conditions. In this way the reader is able to make an objective assessment of him/herself in terms of his/her suitability for the job.

8. How Much?

How much a book or pamphlet will cost is a further consideration. Most occupational libraries contain a mass of recruitment literature because it is provided free of charge. Some of this literature can be extremely useful but great care is necessary to sort the helpful from the harmful literature. An occupational library may begin with literature that provides information about recruitment, but should later be supplemented with other literature from places like the Ministry of Labour, etc.

Topic 2.

ORGANIZING A VOCATIONAL GUIDANCE LIBRARY

A vocational guidance library will only be effective if readers can find the information they want easily. It is essential that some thought be given to an information retrieval system. Arrangements should be made with the school librarian on where to store the information. A place or corner within a library can be selected with a card marked «OCCUPATIONAL INFORMATION CORNER». This will help students to find the place easily in the library. It must be emphasized that this is only possible if there is good co-operation between the school head, the librarian and the guidance counsellor. Some heads of schools or librarians may not see the point of having a corner specially devoted to occupational information.

The library of occupational literature should contain two basic classes of reference materials: (a) materials which provide data on the whole range of occupations and (b) materials which describe single occupations or occupational fields in detail.

1. Materials which provide data on the whole range of occupations

The first category includes the following: appropriate publications by national statistical and census offices providing national and local information on industries, occupations, employment and unemployment; the Dictionary of Occupational Titles (available in most university libraries) which provides brief descriptive statements on various occupations; materials published periodically by such ministries as the Ministry of Labour, reporting data on employment conditions and trends; books and monographs which survey the whole field; books written specifically for secondary school students which can be used for reference; and charts and graphs which provide pictorial surveys.

All these materials need periodic screening and replacement to keep them up-to-date. The school librarian should see to it that such materials are provided for use and not for storage.

2. Materials which describe single occupations or occupational fields in detail

The second category contains materials which describe occupations in more detail. This enables a student to learn the duties of a worker in a particular occupation, the conditions of work, the rates of pay (salary or wages), the qualifications for entry and for advancement, associations and legal aspects, and in some instances the status the occupation has in social and economic life.

Some of these materials can be obtained from public agencies and private publishers. It is, however, the duty of the guidance counsellor to solicit information from industry, government ministries and training institutions.

Pamphlets

Pamphlets are of special use for the counsellor working with students whose vocational interests are of a juvenile, glamourized nature. Pamphlets can be handed out to students and because they are brief, are more likely to be read than books. Such materials can be of real service when presenting a realistic picture of a vocation to a student who has unrealistic notions about it.

Information in pamphlets must, however, be supplemented by data on local conditions of employment and up-to-date information on wages and trends. A word of caution is appropriate here. Since materials come from many sources, most of which have no particular standard, the information is bound to vary in quality and must be carefully selected.

Basic Principles of Occupational Information Services

This section concludes with a look at the basic principles of occupational information services.

1. The occupational information service is an essential part of the school's guidance programme. Secondary school students have problems handling academic and social decisions, and career planning, which all demand information. They need as much information as possible about themselves and the outside world. Students need assistance in obtaining, evaluating and using educational, vocational and personal-social information for their own development.


2. The focus of occupational information services is upon self-study and future trends and changes. Change is constant. Trends in the labour force, shifts in the nature of occupations, and new directions in educational programmes not only occur rapidly, but are sometimes subtle and deceptive. Although information materials may deal with facts and conditions as they once were, counsellors must work with students in terms of what conditions are now like or what they will become.
3. Both group and individual techniques are used to convey data to students and assist them to interpret and use such data. Both approaches encourage self-analytic and diagnostic methods. Both call for the student to relate impressions about him/herself to the environment.
4. An occupational information service demands more than giving information. The presentation of information must be planned in terms of students' needs. Opportunities for a student to react to what is presented must be provided, and time must be given to the assimilation of information if it is to relate to the individual.
5. Qualified personnel to handle occupational information services are essential. The quality of the staff will be reflected in the quality of services.
6. Occupational information services must contain provisions for evaluation. Checks must be undertaken to determine how effective they are. Pupil, teacher and counsellor reactions to a service should be examined to see whether better ways can be found of providing the information service.

Topic 3.

SETTING UP A GUIDANCE SERVICE

Among the various organizational plans for guidance services in secondary schools, three approaches can be identified.

1. In some schools, guidance functions are carried out by teachers and administrators in the course of their other duties, with no time or personnel assigned specifically to guidance.

- 
2. In other schools, guidance functions are assigned to selected teachers who are released from classroom duties for a part of each day.
 3. The third pattern involves the use of full-time counsellors who have no teaching assignments, and the counsellor is expected to be more qualified as a specialist than other teacher-counsellors.

The merits of each of the three plans above should be judged in terms of the needs of specific schools and communities. Some questions must be answered before any of the above plans is adopted. The questions are:

1. Will the plan achieve the desired objectives or not?
2. Will it meet the conditions demanded by the school, considering such factors as the size of the school, the educational objectives, the qualifications and interests of the staff, the funds available, the general characteristics of the student body and the culture patterns of the community?
3. Since communities and school personnel are capable of rapid change, an important question to ask is: «Does the plan provide for continuing evaluation and adaptation?»
4. What will be the roles of the school head, classroom teacher, guidance co-ordinator and the students?
5. How can the school time-table be re-scheduled to make time possible for guidance services?

These questions and many others would provide the criteria for choosing which plan to adopt.

Teachers for guidance services may be selected from any department. The primary qualification when selecting a guidance counsellor from among the teaching staff is that he/she must have a good relationship with the students and that he/she has had some training in guidance.

Some schools may arrange to draw their guidance counsellors from among those teachers who teach compulsory subjects, such as English. This ensures that the counsellor will also be a teacher of each pupil he/she counsels. This arrangement has the advantage that the counsellor and students become acquainted in the classroom and thereby facilitates group guidance activities and the establishment of good teacher-pupil relationships.

The disadvantage of this arrangement is that it may establish a more authoritarian pattern of teacher-pupil relationships which may militate against the development of the permissive, confiding rapport that is the essence of effective counselling. The teacher's dual role may also create problems in the counselling relationship. A pupil who has been disruptive in class may find that his/her guidance counsellor, who is also his/her English teacher, is not objective and impersonal in the assessment of his/her problems.

The role the students play in the guidance service must also be considered. Students should be aware of the purpose of the guidance programme, know how it will help them and how they can help in its development. Students working with the guidance committee of the school are likely to contribute additional ideas for the improvement of student activity programmes, have ideas regarding the orientation of new students, and the ways of publicizing the guidance programme. Students can also act as a liaison between the school and the home. They cannot, however, be expected to describe the guidance programme if they do not understand it themselves.

Another issue to be considered when setting up guidance services in a school is: When should guidance start? Guidance services provided during the last year, or sometimes during the last term of school may be described as crisis counselling. The disadvantage of last-minute guidance is that by this time, students will have already committed themselves to certain courses which cannot be easily changed. In crisis counselling, no amount of testing can show the dynamic pattern of continuous development which starts from the date of entry in the school. The advantages of an early start are:

- a. The development of the individual can be observed.
- b. When educational and vocational guidance are seen as part of the same process, there is a greater possibility that subjects studied in secondary school will have some bearing on the work to be taken up when the student leaves school.
- c. A continuous guidance programme makes it possible to use a series of tests at different times, and allows staff to trace the pattern of change.
- d. The student may develop a more responsible attitude to his/her own future career.
- e. In a lengthy guidance scheme, a greater overall amount of career information can be passed on to the student.
- f. Many aspects of guidance can be covered before the student leaves the school.

Activity 7.1: Analyzing a Guidance Programme

1. Visit a nearby secondary school and observe its guidance programme. Prepare a chart which shows the general organization of the programme. Interview one of the counsellors and analyze his/her activities.

Summary

Guidance services for secondary schools can be developed along three general lines:

1. In some schools, guidance functions are carried out by teachers and administrators in the course of their other duties; and no time or resources are specifically assigned to guidance.
2. In other schools, guidance functions are assigned to selected teachers who are released from classroom duties for a part of each day.
3. Other systems employ full-time guidance counsellors who have no teaching duties. It is not possible to say categorically which of these plans is superior to the others. A plan that works in one situation may be ineffectual in another.

A vocational library should contain two basic kinds of occupational literature:

1. materials which provide data on occupations, and
2. materials which describe single occupations or occupational fields in considerable detail. Information should first be evaluated before it is put in the library. The following questions may serve as a guide for evaluating occupational literature.
 - a) Who published the material? Was it a reputable publisher?
 - b) Who wrote the material? Is the author qualified in the field?
 - c) Why was the material published? What was the motive for publishing the materials?

Once collected and placed in the library, the materials should be made accessible to students.

Evaluation

1. Perhaps the first step in initiating a guidance programme should be for an administrator to examine his/her own attitudes and views on guidance. Characterize the attitudes and understanding in the area of one or more secondary school heads you have met.
2. Discuss the various information collection and dissemination techniques that could be employed to sensitize boys and girls on gender-related issues.

References

- Hayes, J. & Hopson, B. (1971). Career Guidance: The Role of the School in Vocational Development. London; Heinemann Educational Books, Ltd.
- McDaniel, H. B. (1956). Guidance in the Modern School. New York :Holt, Rinehart and Winston, Inc.
- Rosecrane, F. C. & Hayden, V. D. (1960). School Guidance and Personnel Services. Boston: Allyn and Bacon, Inc.
- Vaughan, T. D. (1970). Education and Vocational Guidance Today. London: Routledge and Kegan Paul.